

Profile range

Profilsortiment

Gamme de profilés

2.0

Profiles
Glazing beads
Glazing table

Profile
Glashalteleistenübersicht
Verglasungstabellen

Profilés
Parcloses
Tableau de vitrage

2.1
2.2
2.3

Profiles

Profile

Profilés

2.1

Legend

+ = Fixed
— = Open in
- - - = Open out
Dimensions in: mm
Scale 1:1
G = Weight
U = Coated surface

Legende

+ = Fixed
— = Innen öffnend
- - - = Außen öffnend
Einheit in: mm
Maßstab 1:1
G = Gewicht
U = Abwicklung

Légende

+ = Fixe
— = Ouvr. intérieur
- - - = Ouvr. extérieur
Dimensions en: mm
Échelle 1:1
G = Poids
U = Surface à traiter

Profiles

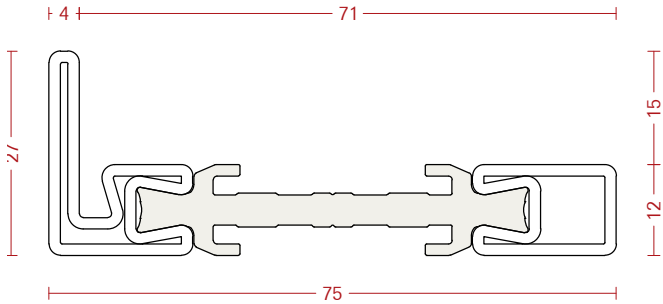
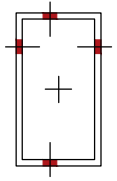
BAR LENGTH: 5800 mm
MATERIALS:
02 - Galvanized steel
05 - Stainless steel AISI 316L 2B
07 - Cor-Ten steel
12 - Bright steel

Profile

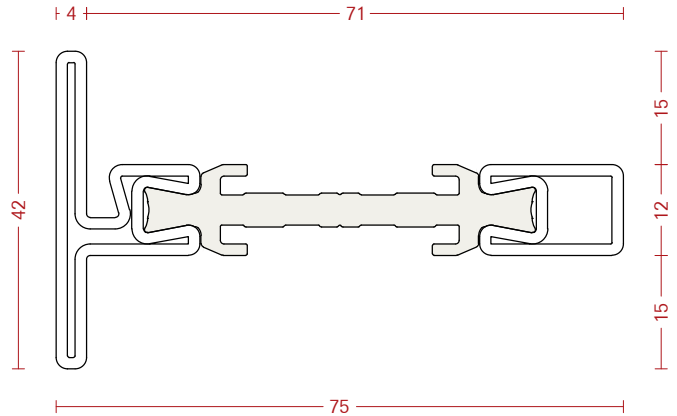
STABLÄNGE: 5800 mm
WERKSTOFFE:
02 - Stahl bandverzinkt
05 - Edelstahl 1.4404 2B
07 - Cor-Ten-Stahl
12 - Stahl blank

Profilés

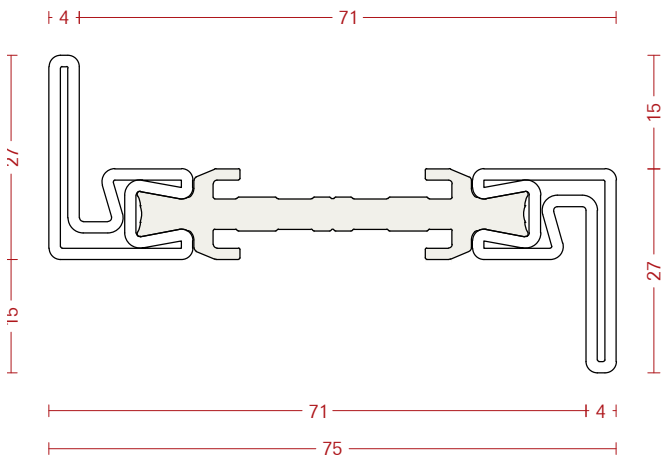
LONGUEUR DE BARRES: 5800 mm
MATÉRIAUX:
02 - Acier galvanisé
05 - Acier inoxydable AISI 316L 2B
07 - Acier Cor-Ten
12 - Acier décapé



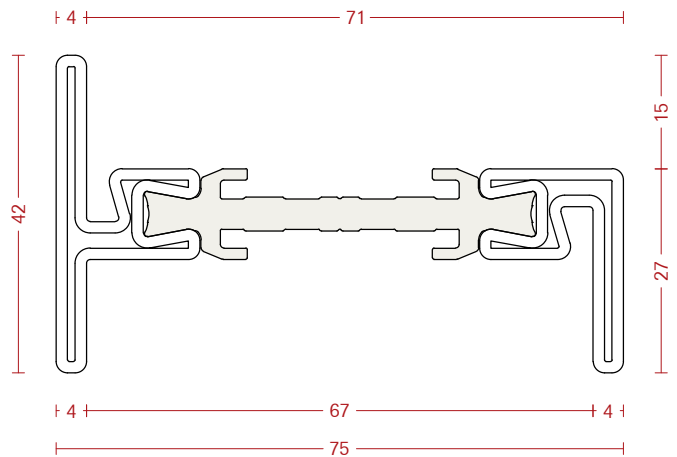
FT 7512L-nn	-02	G = 2.50	U = 0.264
	-05	G = 2.54	U = 0.264
	-07	G = 2.50	U = 0.264
	-12	G = 2.50	U = 0.264
		kg/m	m ² /m



FT 7512T-nn	-02	G = 2.84	U = 0.293
	-05	G = 2.88	U = 0.293
	-07	G = 2.84	U = 0.293
	-12	G = 2.84	U = 0.293
		kg/m	m ² /m



FT 7512Z-nn	-02	G = 3.00	U = 0.307
	-05	G = 3.05	U = 0.307
	-07	G = 3.00	U = 0.307
	-12	G = 3.00	U = 0.307
		kg/m	m ² /m



FT 7512H-nn	-02	G = 3.34	U = 0.337
	-05	G = 3.40	U = 0.337
	-07	G = 3.34	U = 0.337
	-12	G = 3.34	U = 0.337
		kg/m	m ² /m

Profiles

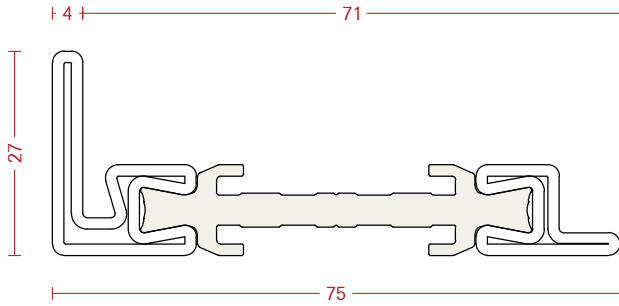
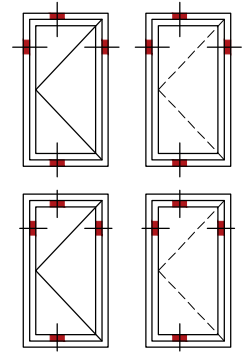
BAR LENGTH: 5800 mm
MATERIALS:
02 - Galvanized steel
05 - Stainless steel AISI 316L 2B
07 - Cor-Ten steel
12 - Bright steel

Profile

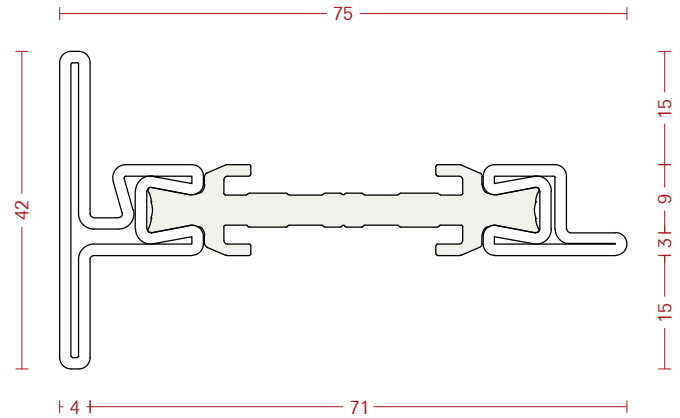
STABLÄNGE: 5800 mm
WERKSTOFFE:
02 - Stahl bandverzinkt
05 - Edelstahl 1.4404 2B
07 - Cor-Ten-Stahl
12 - Stahl blank

Profilsés

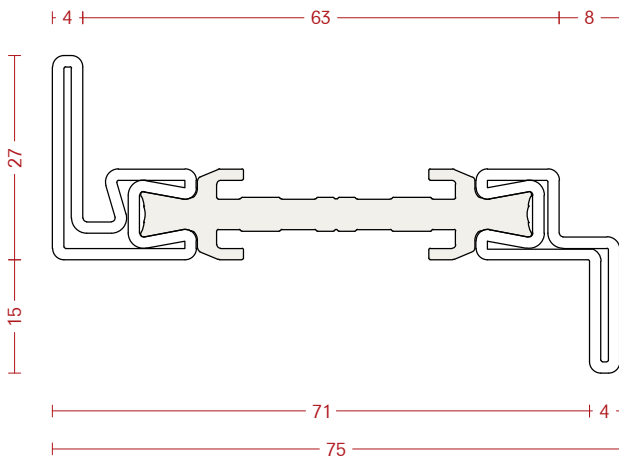
LONGUEUR DE BARRES: 5800 mm
MATÉRIAUX:
02 - Acier galvanisé
05 - Acier inoxydable AISI 316L 2B
07 - Acier Cor-Ten
12 - Acier décapé



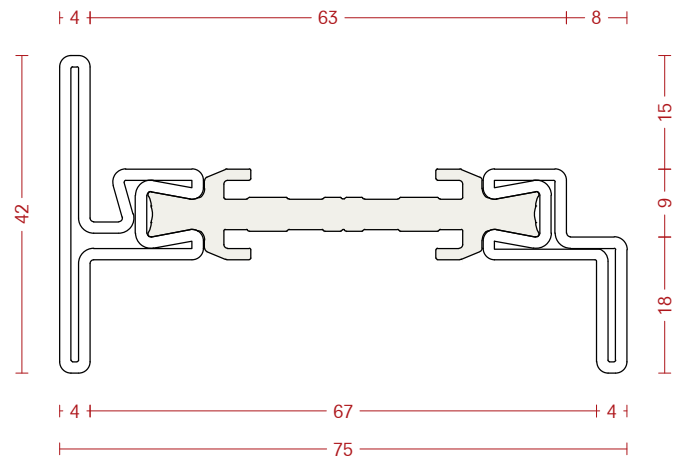
FT 7512LK-nn	-02	G = 2.48	U = 0.263
	-05	G = 2.52	U = 0.263
	-07	G = 2.48	U = 0.263
	-12	G = 2.48	U = 0.263
		kg/m	m ² /m



FT 7512TK-nn	-02	G = 2.74	U = 0.292
	-05	G = 2.78	U = 0.292
	-07	G = 2.74	U = 0.292
	-12	G = 2.74	U = 0.292
		kg/m	m ² /m



FT 7512ZK-nn	-02	G = 2.74	U = 0.261
	-05	G = 2.78	U = 0.261
	-07	G = 2.74	U = 0.261
	-12	G = 2.74	U = 0.261
		kg/m	m ² /m



FT 7512HK-nn	-02	G = 3.16	U = 0.321
	-05	G = 3.21	U = 0.321
	-07	G = 3.16	U = 0.321
	-12	G = 3.16	U = 0.321
		kg/m	m ² /m

Profiles

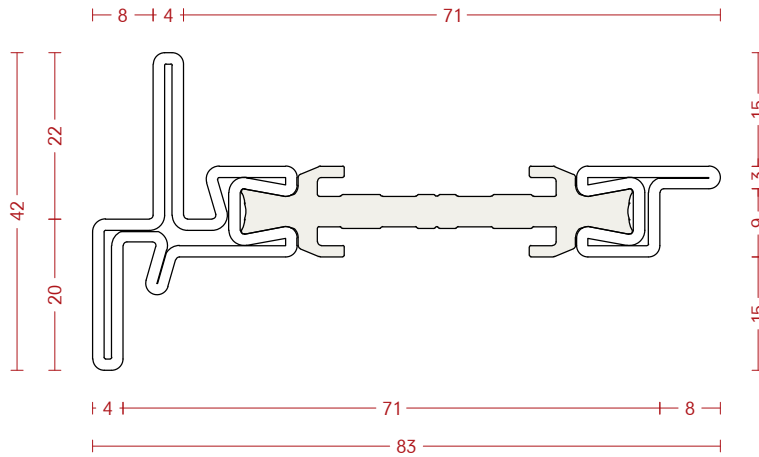
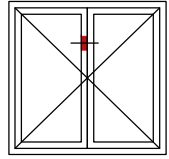
BAR LENGTH: 5800 mm
MATERIALS:
02 - Galvanized steel
05 - Stainless steel AISI 316L 2B
07 - Cor-Ten steel
12 - Bright steel

Profile

STABLÄNGE: 5800 mm
WERKSTOFFE:
02 - Stahl bandverzinkt
05 - Edelstahl 1.4404 2B
07 - Cor-Ten-Stahl
12 - Stahl blank

Profilés

LONGUEUR DE BARRES: 5800 mm
MATÉRIAUX:
02 - Acier galvanisé
05 - Acier inoxydable AISI 316L 2B
07 - Acier Cor-Ten
12 - Acier décapé



FT 8312TZ-nn	-02	G = 3.16	U = 0.320
	-05	G = 3.21	U = 0.320
	-07	G = 3.16	U = 0.320
	-12	G = 3.16	U = 0.320
		kg/m	m ² /m

Profiles

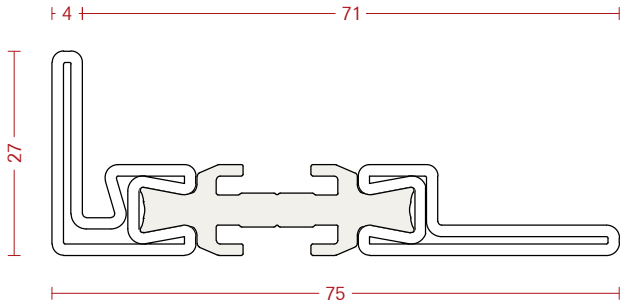
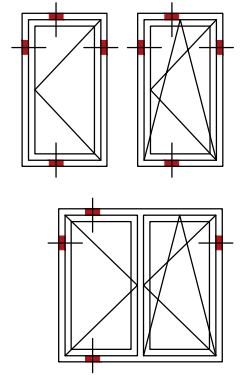
BAR LENGTH: 5800 mm
MATERIALS:
02 - Galvanized steel
05 - Stainless steel AISI 316L 2B
07 - Cor-Ten steel
12 - Bright steel

Profile

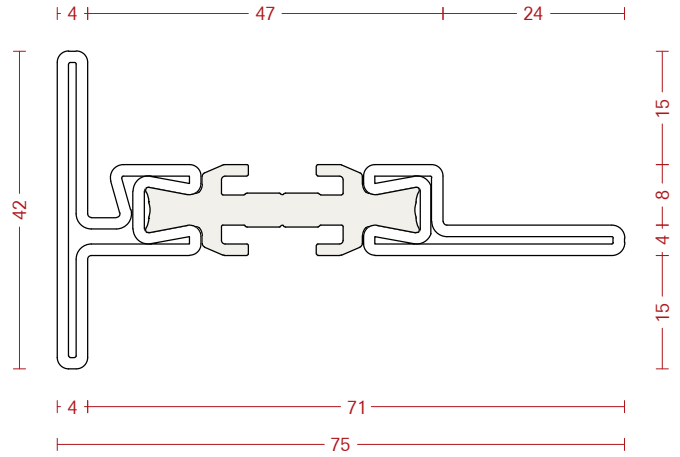
STABLÄNGE: 5800 mm
WERKSTOFFE:
02 - Stahl bandverzinkt
05 - Edelstahl 1.4404 2B
07 - Cor-Ten-Stahl
12 - Stahl blank

Profilés

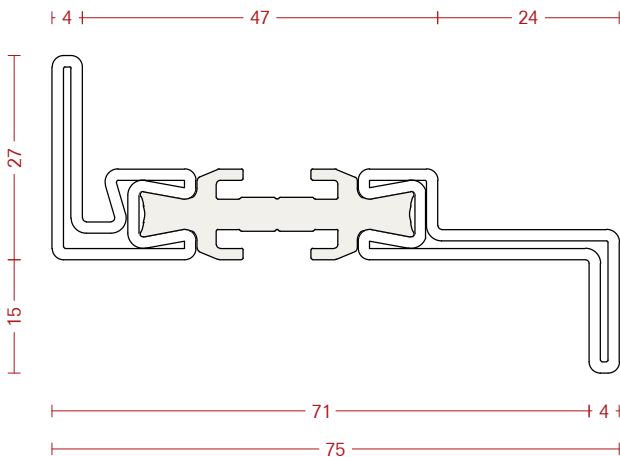
LONGUEUR DE BARRES: 5800 mm
MATÉRIAUX:
02 - Acier galvanisé
05 - Acier inoxydable AISI 316L 2B
07 - Acier Cor-Ten
12 - Acier décapé



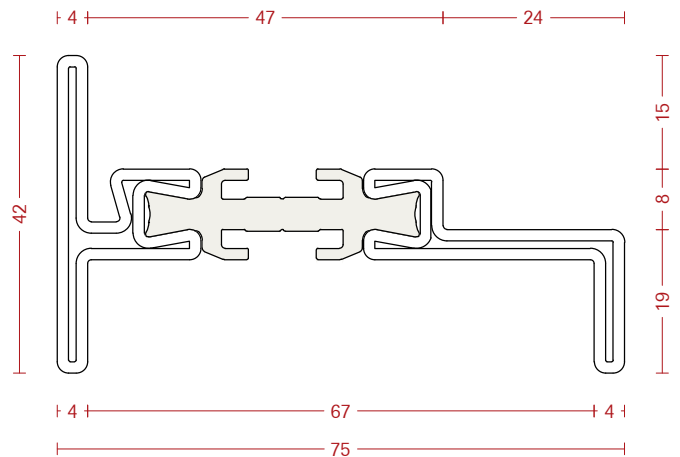
FT 7512LR-nn	-02	G = 2.77	U = 0.320
	-05	G = 2.81	U = 0.320
	-07	G = 2.77	U = 0.320
	-12	G = 2.77	U = 0.320
		kg/m	m ² /m



FT 7512TR-nn	-02	G = 3.10	U = 0.291
	-05	G = 3.16	U = 0.291
	-07	G = 3.10	U = 0.291
	-12	G = 3.10	U = 0.291
		kg/m	m ² /m



FT 7512ZR-nn	-02	G = 3.10	U = 0.291
	-05	G = 3.16	U = 0.291
	-07	G = 3.10	U = 0.291
	-12	G = 3.10	U = 0.291
		kg/m	m ² /m



FT 7512HR-nn	-02	G = 3.44	U = 0.262
	-05	G = 3.50	U = 0.262
	-07	G = 3.44	U = 0.262
	-12	G = 3.44	U = 0.262
		kg/m	m ² /m

Profiles

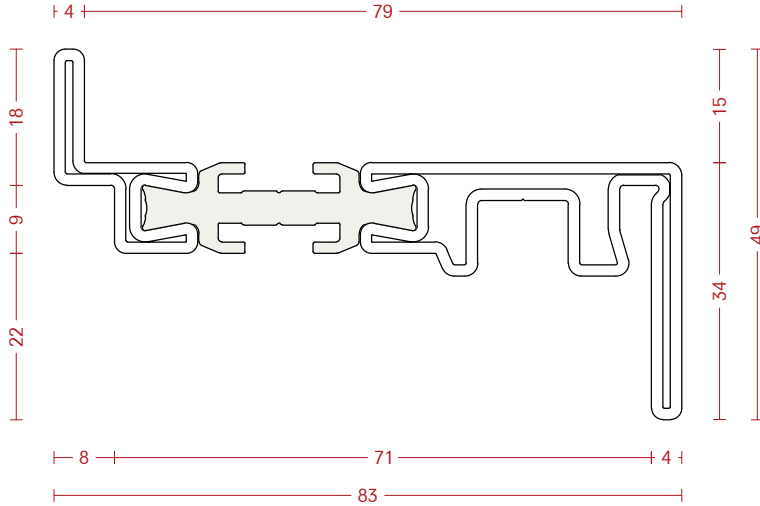
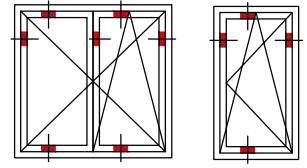
BAR LENGTH: 5800 mm
MATERIALS:
02 - Galvanized steel
05 - Stainless steel AISI 316L 2B
07 - Cor-Ten steel
12 - Bright steel

Profile

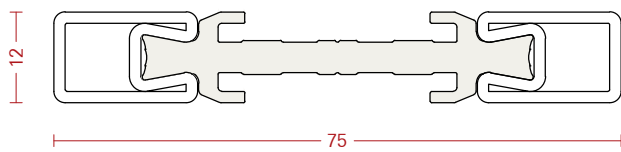
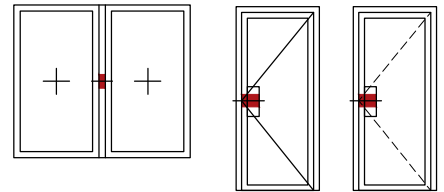
STABLÄNGE: 5800 mm
WERKSTOFFE:
02 - Stahl bandverzinkt
05 - Edelstahl 1.4404 2B
07 - Cor-Ten-Stahl
12 - Stahl blank

Profilsés

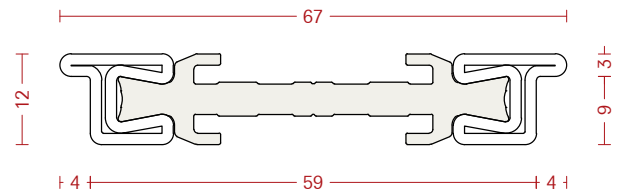
LONGUEUR DE BARRES: 5800 mm
MATÉRIAUX:
02 - Acier galvanisé
05 - Acier inoxydable AISI 316L 2B
07 - Acier Cor-Ten
12 - Acier décapé



FT 8312ZR-nn		G	U
-02	kg/m	3.77	0.349
-05	m ² /m	3.84	0.349
-07	kg/m	3.77	0.349
-12	m ² /m	3.77	0.349



FT 7512PU-nn		G	U
-02	kg/m	1.99	0.220
-05	m ² /m	2.03	0.220
-07	kg/m	1.99	0.220
-12	m ² /m	1.99	0.220



FT 6712LB-nn		G	U
-05	kg/m	1.71	0.171
-07	m ² /m	1.68	0.171
-12	kg/m	1.68	0.171

NOTE:

FT 6712LB-05 can be used with galvanized steel (-02) and stainless steel (-05) profiles; FT 6712LB-07 can be used with Cor-Ten steel profiles (-07); FT 6712LB-12 can be used with galvanized steel (-02) and bright steel (-12) profiles.

HINWEIS:

FT 6712LB-05 kann mit Profilen aus Stahl bandverzinkt (-02) und Edelstahl (-05) verwendet werden. FT 6712LB-07 kann mit Cor-Ten-Stahlprofilen (-07) verwendet werden; FT 6712LB-12 kann mit Stahl bandverzinkt (-02) und blank Stahlprofilen (-12) verwendet werden.

REMARQUE:

FT 6712LB-05 peut être utilisé avec des profilés en acier galvanisé (-02) et en acier inoxydable (-05); FT 6712LB-07 peut être utilisé avec les profilés en acier Cor-Ten (-07); Le FT 6712LB-12 peut être utilisé avec des profilés en acier galvanisé (-02) et acier décapé (-12).

Profiles

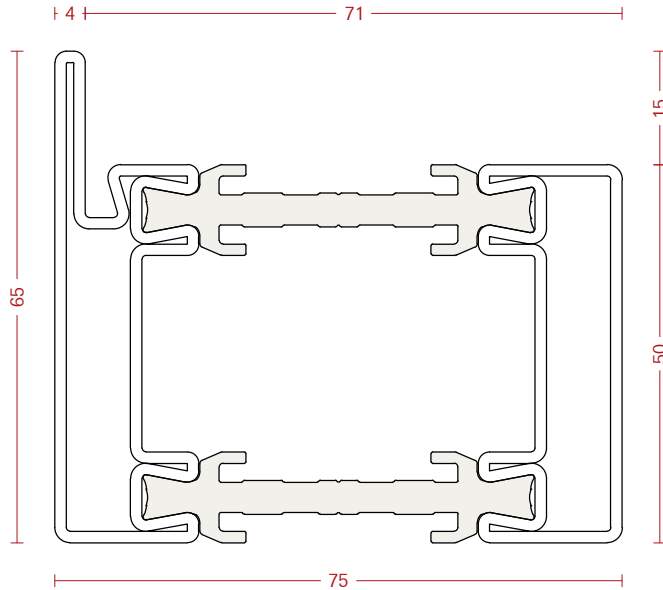
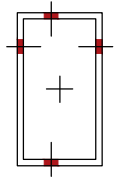
BAR LENGTH: 5800 mm
MATERIALS:
02 - Galvanized steel
05 - Stainless steel AISI 316L 2B
07 - Cor-Ten steel
12 - Bright steel

Profile

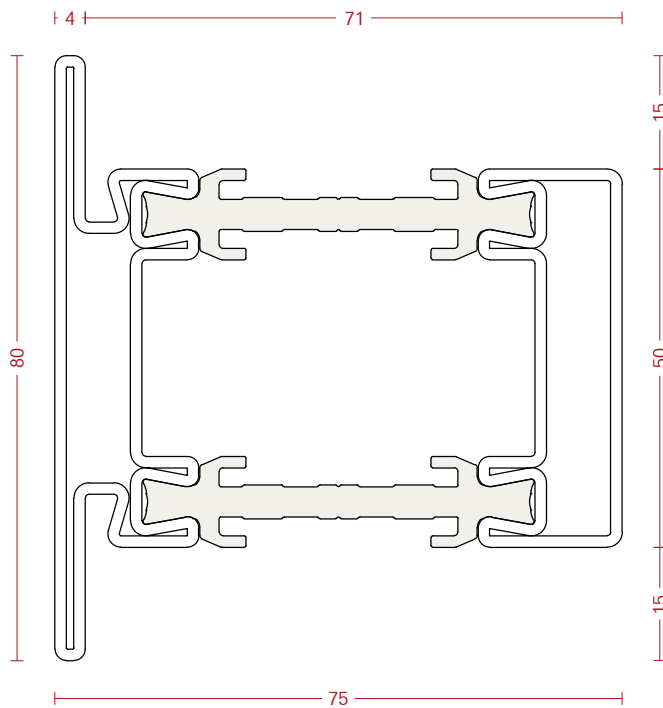
STABLÄNGE: 5800 mm
WERKSTOFFE:
02 - Stahl bandverzinkt
05 - Edelstahl 1.4404 2B
07 - Cor-Ten-Stahl
12 - Stahl blank

Profilés

LONGUEUR DE BARRES: 5800 mm
MATÉRIAUX:
02 - Acier galvanisé
05 - Acier inoxydable AISI 316L 2B
07 - Acier Cor-Ten
12 - Acier décapé



Profile	G	U
FT 7550LF-nn -02	G = 5.30	U = 0.339
-05	G = 5.39	U = 0.339
-07	G = 5.30	U = 0.339
-12	G = 5.30	U = 0.339
	kg/m	m ² /m



Profile	G	U
FT 7550TF-nn -02	G = 5.80	U = 0.383
-05	G = 5.90	U = 0.383
-07	G = 5.80	U = 0.383
-12	G = 5.80	U = 0.383
	kg/m	m ² /m

Profiles

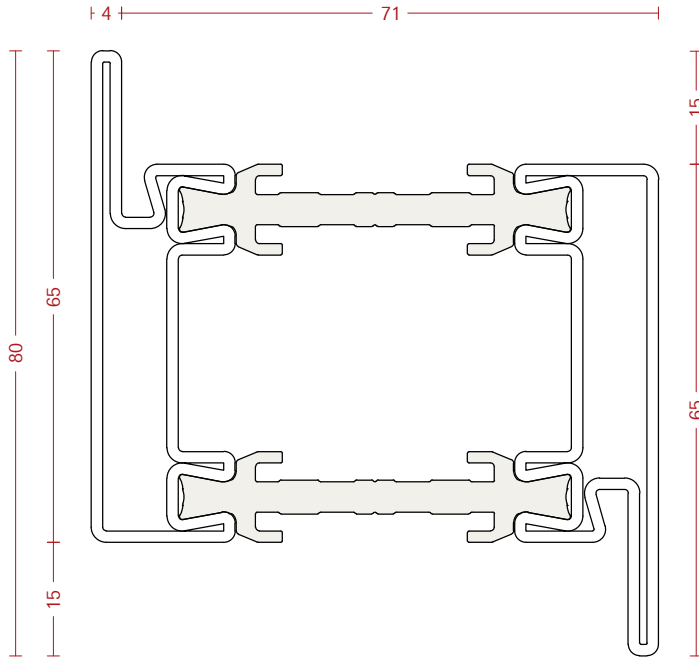
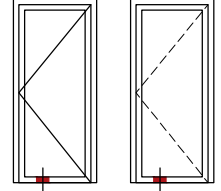
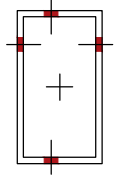
BAR LENGTH: 5800 mm
MATERIALS:
02 - Galvanized steel
05 - Stainless steel AISI 316L 2B
07 - Cor-Ten steel
12 - Bright steel

Profile

STABLÄNGE: 5800 mm
WERKSTOFFE:
02 - Stahl bandverzinkt
05 - Edelstahl 1.4404 2B
07 - Cor-Ten-Stahl
12 - Stahl blank

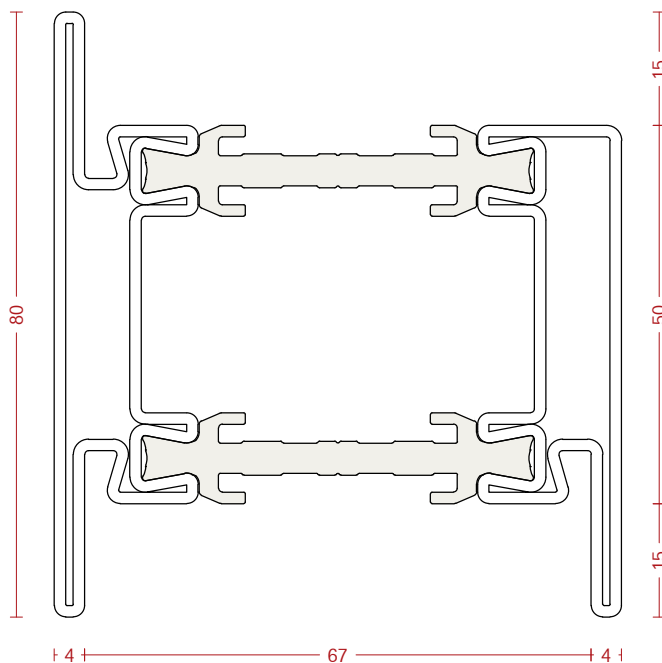
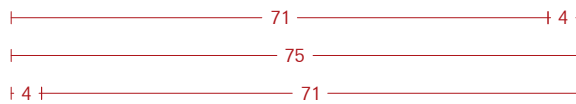
Profilsés

LONGUEUR DE BARRES: 5800 mm
MATÉRIAUX:
02 - Acier galvanisé
05 - Acier inoxydable AISI 316L 2B
07 - Acier Cor-Ten
12 - Acier décapé



FT 7550ZF-nn

-02	G = 5.81	U = 0.383
-05	G = 5.90	U = 0.383
-07	G = 5.81	U = 0.383
-12	G = 5.81	U = 0.383
	kg/m	m ² /m



FT 7550HF-nn

-02	G = 6.31	U = 0.427
-05	G = 6.31	U = 0.427
-07	G = 6.41	U = 0.427
-12	G = 6.31	U = 0.427
	kg/m	m ² /m

Profiles

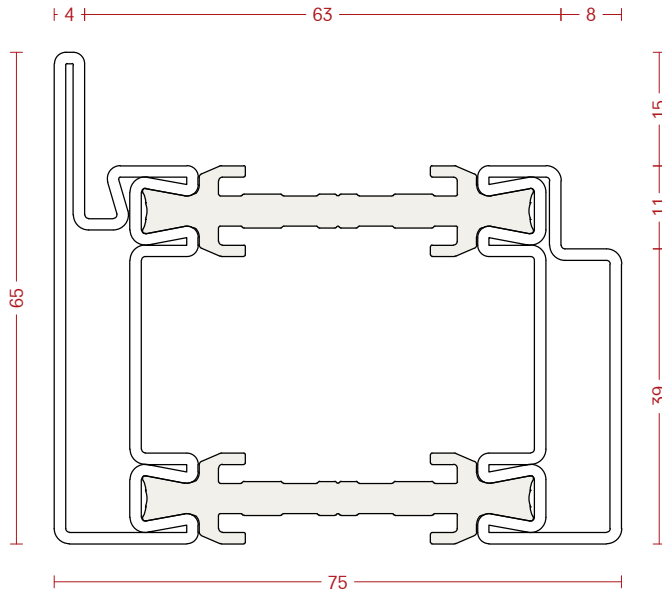
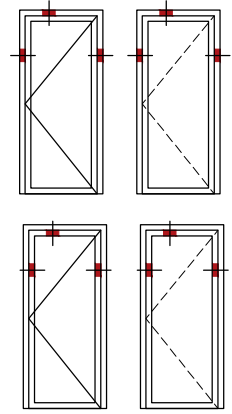
BAR LENGTH: 5800 mm
MATERIALS:
02 - Galvanized steel
05 - Stainless steel AISI 316L 2B
07 - Cor-Ten steel
12 - Bright steel

Profile

STABLÄNGE: 5800 mm
WERKSTOFFE:
02 - Stahl bandverzinkt
05 - Edelstahl 1.4404 2B
07 - Cor-Ten-Stahl
12 - Stahl blank

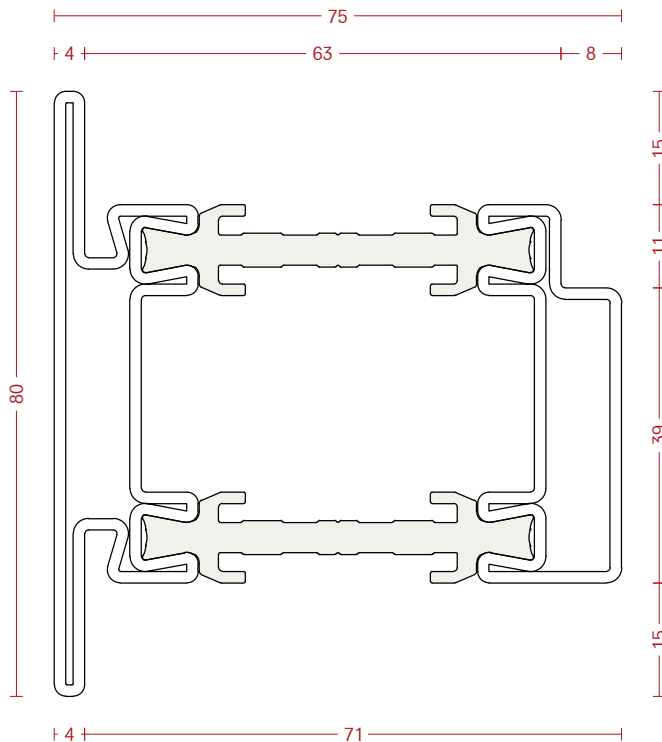
Profilés

LONGUEUR DE BARRES: 5800 mm
MATÉRIAUX:
02 - Acier galvanisé
05 - Acier inoxydable AISI 316L 2B
07 - Acier Cor-Ten
12 - Acier décapé



FT 7550L-nn

-02	G = 5.28	U = 0.338
-05	G = 5.37	U = 0.338
-07	G = 5.28	U = 0.338
-12	G = 5.28	U = 0.338
	kg/m	m ² /m



FT 7550T-nn

-02	G = 5.78	U = 0.382
-05	G = 5.88	U = 0.382
-07	G = 5.78	U = 0.382
-12	G = 5.78	U = 0.382
	kg/m	m ² /m

Profiles

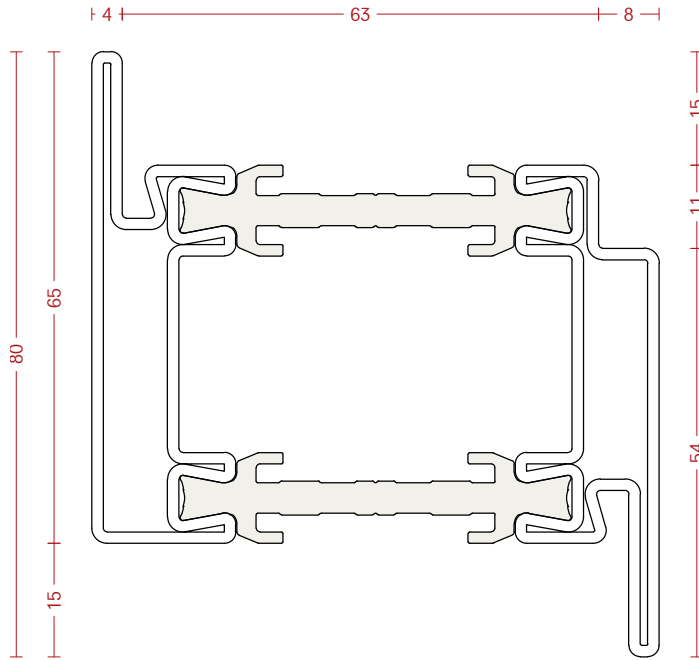
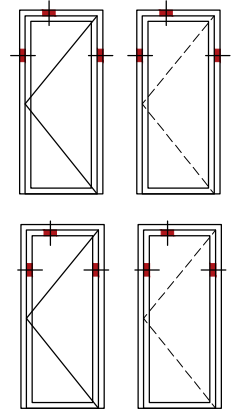
BAR LENGTH: 5800 mm
MATERIALS:
02 - Galvanized steel
05 - Stainless steel AISI 316L 2B
07 - Cor-Ten steel
12 - Bright steel

Profile

STABLÄNGE: 5800 mm
WERKSTOFFE:
02 - Stahl bandverzinkt
05 - Edelstahl 1.4404 2B
07 - Cor-Ten-Stahl
12 - Stahl blank

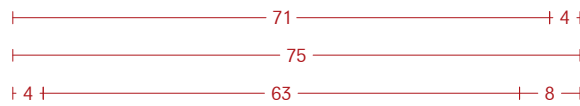
Profilés

LONGUEUR DE BARRES: 5800 mm
MATÉRIAUX:
02 - Acier galvanisé
05 - Acier inoxydable AISI 316L 2B
07 - Acier Cor-Ten
12 - Acier décapé



FT 7550Z-nn

-02	G = 5.79	U = 0.382
-05	G = 5.89	U = 0.382
-07	G = 5.79	U = 0.382
-12	G = 5.79	U = 0.382
	kg/m	m ² /m



FT 7550H-nn

-02	G = 6.29	U = 0.426
-05	G = 6.39	U = 0.426
-07	G = 6.29	U = 0.426
-12	G = 6.29	U = 0.426
	kg/m	m ² /m

Profiles

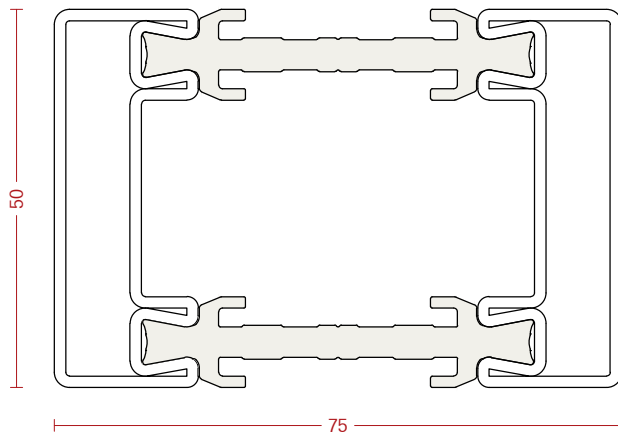
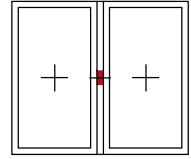
BAR LENGTH: 5800 mm
MATERIALS:
02 - Galvanized steel
05 - Stainless steel AISI 316L 2B
07 - Cor-Ten steel
12 - Bright steel

Profile

STABLÄNGE: 5800 mm
WERKSTOFFE:
02 - Stahl bandverzinkt
05 - Edelstahl 1.4404 2B
07 - Cor-Ten-Stahl
12 - Stahl blank

Profilsés

LONGUEUR DE BARRES: 5800 mm
MATÉRIAUX:
02 - Acier galvanisé
05 - Acier inoxydable AISI 316L 2B
07 - Acier Cor-Ten
12 - Acier décapé




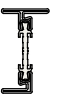
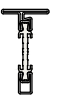

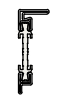
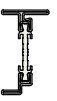
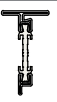
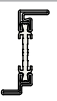




FT 7550PU-nn

-02	G = 4.80	U = 0.295
-05	G = 4.88	U = 0.295
-07	G = 4.80	U = 0.295
-12	G = 4.80	U = 0.295
	kg/m	m ² /m

Inertia values
according to EN14024

Trägheitswerte
gemäß EN14024

Valeurs d'inertie
selon EN14024

		ly (cm ⁴)	Wy (cm ³)	Ix (cm ⁴) SPAN L1	Ix (cm ⁴) SPAN L2	Ix (cm ⁴) SPAN L3	Wx (cm ³) SPAN L1	Wx (cm ³) SPAN L2	Wx (cm ³) SPAN L3
FT 7512L-nn		1.182	0.629	14.060	18.230	20.300	3.083	3.998	4.452
FT 7512H-nn		3.057	1.353	19.560	27.310	31.640	4.713	6.581	7.624
FT 7512T-nn		2.233	1.063	15.340	20.190	22.650	3.105	4.087	4.585
FT 7512Z-nn		2.233	1.063	17.830	24.360	27.870	4.755	6.496	7.432
FT 7512LK-nn		1.202	0.626	13.350	17.290	19.250	2.883	3.734	4.158
FT 7512HK-nn		2.991	1.300	18.130	24.860	28.510	4.111	5.637	6.465
FT 7512TK-nn		2.211	1.033	14.590	19.170	21.490	2.930	3.849	4.315
FT 7512ZK-nn		2.209	1.037	16.550	22.250	25.250	4.127	5.549	6.297
FT 7512LR-nn		1.337	0.668	11.840	15.480	17.400	2.596	3.395	3.816
FT 7512HR-nn		3.011	1.298	17.120	23.250	26.750	3.900	5.296	6.093
FT 7512TR-nn		2.265	1.039	12.980	17.330	19.690	2.654	3.544	4.027
FT 7512ZR-nn		2.265	1.039	15.690	20.790	23.590	3.884	5.146	5.839

Legend

G = Weight
U = Coated surface
Wx / Wy = Flexural strength module
about one axis
Ix / Iy = Moment of inertia
about one axis
SPAN = profile length between
two fixtures

For any additional information
please contact our technical office.

Legende

G = Gewicht
U = Abwicklung
Wx / Wy = Biegefestigkeitsmodul
um eine Achse
Ix / Iy = Trägheitsmoment um
eine Achse
SPAN = Profillänge zwischen
zwei Befestigungen

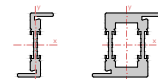
Für weitere Informationen wenden
Sie sich bitte das technische Büro.














Légende

G = Poids
U = Surface à traiter
Wx / Wy = Module de résistance
autour d'un axe
Ix / Iy = Moment d'inertie
autour d'un axe
SPAN = longueur de profilés
entre deux fixations

Pour toute information
supplémentaire, contacter le
bureau technique.

SPAN L1 2500 mm
SPAN L2 4000 mm
SPAN L3 5800 mm



	I_y (cm ⁴)	W_y (cm ³)	I_x (cm ⁴) SPAN L1	I_x (cm ⁴) SPAN L2	I_x (cm ⁴) SPAN L3	W_x (cm ³) SPAN L1	W_x (cm ³) SPAN L2	W_x (cm ³) SPAN L3
FT 7512PU-nn 	0.392	0.653	11.220	14.030	15.340	2.992	3.741	4.091
FT 7550L-nn 	20.374	5.492	21.570	32.620	39.800	5.185	7.841	9.567
FT 7550H-nn 	31.471	7.353	25.150	39.710	49.970	6.149	9.709	12.218
FT 7550T-nn 	26.443	6.578	22.910	35.200	43.420	5.125	7.875	9.714
FT 7550Z-nn 	26.443	6.578	23.680	36.720	45.580	6.265	9.714	12.058
FT 7550LF-nn 	20.807	5.639	22.060	33.340	40.690	5.341	8.073	9.852
FT 7550HF-nn 	32.079	7.530	25.540	40.390	50.830	6.291	9.948	12.520
FT 7550TF-nn 	26.971	6.743	23.420	35.960	44.380	5.275	8.099	9.995
FT 7550ZF-nn 	26.971	6.743	24.100	37.350	46.380	6.427	9.960	12.368
FT 7550PU-nn 	15.805	6.322	20.200	29.860	35.910	5.387	7.963	9.576
FT 6712LB-nn 	0.300	0.461	8.380	10.320	11.190	2.501	3.081	3.340
FT 8312TZ-nn 	2.346	1.102	17.180	22.600	25.390	3.176	4.177	4.693
FT 8312ZR-nn 	3.772	1.392	23.330	30.620	34.750	4.901	6.433	7.300

Legend

G = Weight
U = Coated surface
Wx / Wy = Flexural strength module about one axis
Ix / Iy = Moment of inertia about one axis
SPAN = profile length between two fixtures

For any additional information please contact our technical office.

Legende

G = Gewicht
U = Abwicklung
Wx / Wy = Biegefestigkeitsmodul um eine Achse
Ix / Iy = Trägheitsmoment um eine Achse
SPAN = Profillänge zwischen zwei Befestigungen

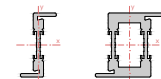
Für weitere Informationen wenden Sie sich bitte das technische Büro.

Légende

G = Poids
U = Surface à traiter
Wx / Wy = Module de résistance autour d'un axe
Ix / Iy = Moment d'inertie autour d'un axe
SPAN = longueur de profilés entre deux fixations

Pour toute information supplémentaire, contacter le bureau technique.

SPAN L1 2500 mm
SPAN L2 4000 mm
SPAN L3 5800 mm



Glazing beads

Glashalteleisten

Parcloses

2.2

Legend

+ = Fixed
— = Open in
- - - = Open out
Dimensions in: mm
Scale 1:1
G = Weight
U = Coated surface

Legende

+ = Fixed
— = Innen öffnend
- - - = Außen öffnend
Einheit in: mm
Maßstab 1:1
G = Gewicht
U = Abwicklung

Légende

+ = Fixe
— = Ouvr. intérieur
- - - = Ouvr. extérieur
Dimensions en: mm
Échelle 1:1
G = Poids
U = Surface à traiter

Glazing beads

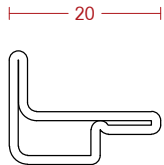
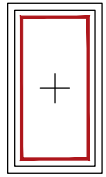
BAR LENGTH: 5800 mm
MATERIALS:
02 - Galvanized steel
05 - Stainless steel AISI 316L 2B
07 - Cor-Ten steel
12 - Bright steel

Glashalteleisten

STABLÄNGE: 5800 mm
WERKSTOFFE:
02 - Stahl bandverzinkt
05 - Edelstahl 1.4404 2B
07 - Cor-Ten-Stahl
12 - Stahl blank

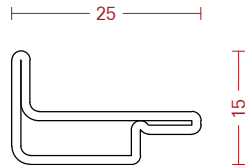
Parcloses

LONGUEUR DE BARRES: 5800 mm
MATÉRIAUX:
02 - Acier galvanisé
05 - Acier inoxydable AISI 316L 2B
07 - Acier Cor-Ten
12 - Acier décapé



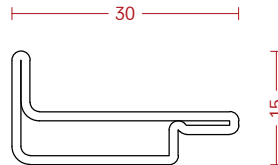
FV 1520E-nn

-02	G = 0.58	U = 0.067
-05	G = 0.59	U = 0.067
-07	G = 0.58	U = 0.067
-12	G = 0.58	U = 0.067
	kg/m	m ² /m



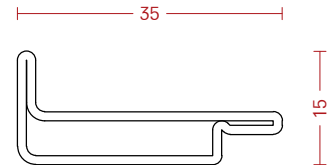
FV 1525E-nn

-02	G = 0.67	U = 0.077
-05	G = 0.69	U = 0.077
-07	G = 0.67	U = 0.077
-12	G = 0.67	U = 0.077
	kg/m	m ² /m



FV 1530E-nn

-02	G = 0.77	U = 0.087
-05	G = 0.78	U = 0.087
-07	G = 0.77	U = 0.087
-12	G = 0.77	U = 0.087
	kg/m	m ² /m

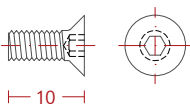


FV 1535E-nn

-02	G = 0.86	U = 0.097
-05	G = 0.88	U = 0.097
-07	G = 0.86	U = 0.097
-12	G = 0.86	U = 0.097
	kg/m	m ² /m

Fixing screw

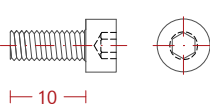
PU: 100 pc
MATERIAL: Stainless steel A2



D99880-03
M4 x 10 mm

Befestigungsschraube

VE: 100 Stk.
WERKSTOFF: Edelstahl A2



D99882-03
M4 x 10 mm

Vis de fixation

UV: 100 unités
MATÉRIEL: Acier inoxydable A2

Glazing beads

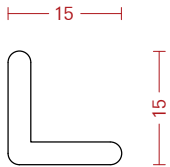
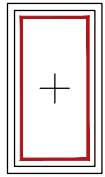
BAR LENGTH: 5800 mm
MATERIALS:
01 - Hot Rolled Steel
02 - Galvanized steel

Glashalteisen

STABLÄNGE: 5800 mm
WERKSTOFFE:
01 - Stahl warmgewalzt
02 - Stahl bandverzinkt

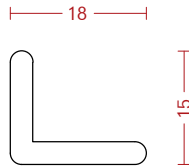
Parcloses

LONGUEUR DE BARRES: 5800 mm
MATÉRIAUX:
01 - Acier laminé à chaud
02 - Acier galvanisé



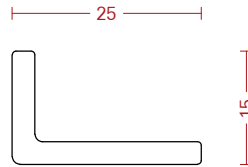
FV 1515A-02

-02 G = 0.62 U = 0.057
kg/m m²/m



FV 1815A-02

-02 G = 0.69 U = 0.063
kg/m m²/m



FV 1525A-01

-01 G = 0.85 U = 0.078
kg/m m²/m

Fixing screw

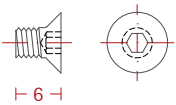
PU: 100 pc
MATERIAL: Stainless steel A2

Befestigungsschraube

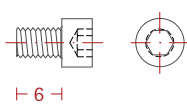
VE: 100 Stk.
WERKSTOFF: Edelstahl A2

Vis de fixation

UV: 100 unités
MATÉRIEL: Acier inoxydable A2



D99867-03
M4 x 6 mm



D99866-03
M4 x 6 mm

Glazing beads

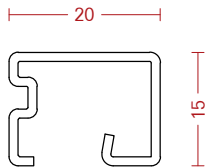
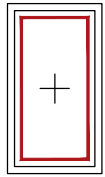
BAR LENGTH: 5800 mm
MATERIALS:
02 - Galvanized steel
05 - Stainless steel AISI 316L 2B
07 - Cor-Ten steel
12 - Bright steel

Glashalteleisten

STABLÄNGE: 5800 mm
WERKSTOFFE:
02 - Stahl bandverzinkt
05 - Edelstahl 1.4404 2B
07 - Cor-Ten-Stahl
12 - Stahl blank

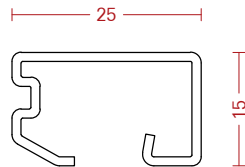
Parcloses

LONGUEUR DE BARRES: 5800 mm
MATÉRIAUX:
02 - Acier galvanisé
05 - Acier inoxydable AISI 316L 2B
07 - Acier Cor-Ten
12 - Acier décapé



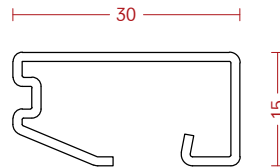
FV 1520R-nn

-02	G = 0.56	U = 0.125
-05	G = 0.57	U = 0.125
-07	G = 0.56	U = 0.125
-12	G = 0.56	U = 0.125
	kg/m	m ² /m



FV 1525R-nn

-02	G = 0.64	U = 0.141
-05	G = 0.69	U = 0.141
-07	G = 0.64	U = 0.141
-12	G = 0.64	U = 0.141
	kg/m	m ² /m

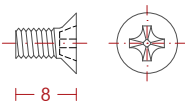


FV 1530R-nn

-02	G = 0.72	U = 0.159
-05	G = 0.73	U = 0.159
-07	G = 0.72	U = 0.159
-12	G = 0.72	U = 0.159
	kg/m	m ² /m

Fixing screw

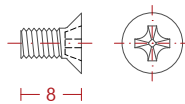
PU: 100 pc
MATERIALS:
02 - Galvanized Steel
03 - Stainless steel A2



D99980-02
M4 x 8 mm
for FV15XXR-02, FV15XXR-12
für FV15XXR-02, FV15XXR-12
pour FV15XXR-02, FV15XXR-12

Befestigungsschraube

VE: 100 Stk.
WERKSTOFFE:
02 - Stahl bandverzinkt
03 - Edelstahl A2



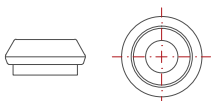
D99980-03
M4 x 8 mm
for FV15XXR-05, FV15XXR-07
pour FV15XXR-05, FV15XXR-07
für FV15XXR-05, FV15XXR-07

Vis de fixation

UV: 100 unités
MATÉRIAUX:
02 - Acier galvanisé
03 - Acier inoxydable A2

Fixing bushings

PU: 50 pc
MATERIAL: Stainless steel A2



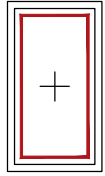
F99063-03

Befestigungsschraube

VE: 50 Stk.
WERKSTOFF: Edelstahl A2

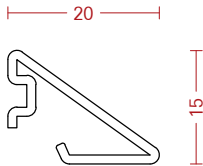
Vis de fixation

UV: 50 unités
MATÉRIEL: Acier inoxydable A2



Glazing beads

BAR LENGTH: 5800 mm
MATERIALS:
02 - Galvanized steel
06 - Satin stainless steel AISI 316L
07 - Cor-Ten steel
12 - Bright steel

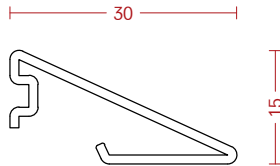


FV 1520S-nn

-02	G = 0.49	U = 0.061
-06	G = 0.50	U = 0.061
-07	G = 0.49	U = 0.061
-12	G = 0.49	U = 0.061
	kg/m	m ² /m

Glashalteisen

STABLÄNGE: 5800 mm
WERKSTOFFE:
02 - Stahl bandverzinkt
06 - Edelstahl gebürstet 1.4404
07 - Cor-Ten-Stahl
12 - Stahl blank



FV 1530S-nn

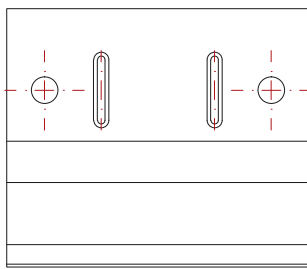
-02	G = 0.62	U = 0.079
-06	G = 0.63	U = 0.079
-07	G = 0.62	U = 0.079
-12	G = 0.62	U = 0.079
	kg/m	m ² /m

Parcloses

LONGUEUR DE BARRES: 5800 mm
MATÉRIAUX:
02 - Acier galvanisé
06 - Acier inoxydable brossé AISI 316L
07 - Acier Cor-Ten
12 - Acier décapé

Glazing bead - clips

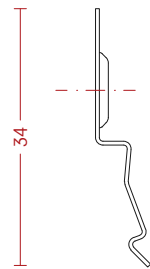
PU: 100 pc
MATERIAL:
Stainless steel AISI 304 2B



F99020-03

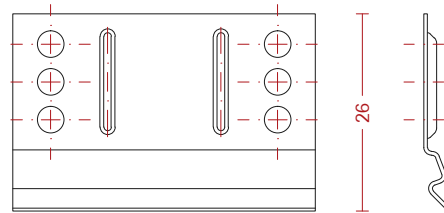
Glashalteisen - Klips

VE: 100 Stk.
WERKSTOFF:
Edelstahl 1.4301 2B



Clips pour parcloses

UV: 100 unités
MATÉRIEL:
Acier inoxydable AISI 304 2B

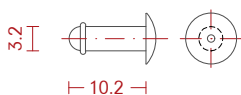


F99021-03

Compatible only with profiles FT 7512LR-nn, FT 7512TR-nn, FT 7512ZR-nn, FT 7512HR-nn and FT 8312ZR-nn
Kompatibel nur mit Profilen FT 7512LR-nn, FT 7512TR-nn, FT 7512ZR-nn, FT 7512HR-nn und FT 8312ZR-nn
Compatible seulement avec les profils FT 7512LR-nn, FT 7512TR-nn, FT 7512ZR-nn, FT 7512HR-nn et FT 8312ZR-nn

Fixture - clips

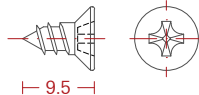
PU: 100 pc
MATERIAL: Stainless steel A2



D99950-03
Ø3.2 x 8 mm

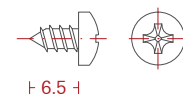
Befestigung Klips

VE: 100 Stk.
WERKSTOFF: Edelstahl A2



Fixation enclipsage

UV: 100 unités
MATÉRIEL: Acier inoxydable A2



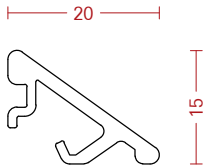
D99815-03
Ø4.2 x 9.5 mm
See glazing table page

D99801-03
Ø3.5 x 6.5 mm

Glazing beads

BAR LENGTH: 5800 mm
MATERIALS:
00 - Aluminium

Suitable on galvanized steel (-02) and bright steel (-12) profiles.

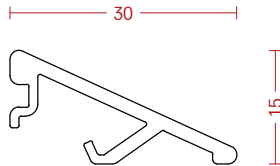


FV 1520S-00
G = 0.19 U = 0.063
kg/m m²/m

Glashalteleisten

STABLÄNGE: 5800 mm
WERKSTOFFE:
00 - Aluminium

Verwendbar auf Profile aus Stahl bandverzinkt (-02) und Stahl blank (-12).

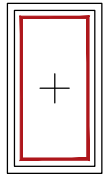


FV 1530S-00
G = 0.23 U = 0.078
kg/m m²/m

Parcloses

LONGUEUR DE BARRES: 5800 mm
MATÉRIAUX:
00 - Aluminium

Utilisable sur profilés en acier galvanisé (-02) et acier décapé (-12).



Glazing bead - clips

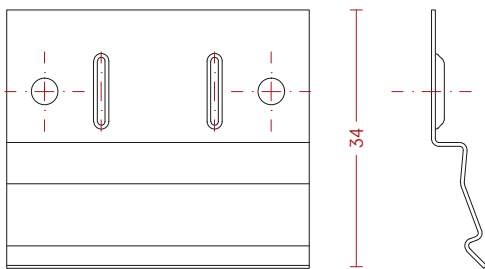
PU: 100 pc
MATERIAL:
Stainless steel AISI 304 2B

Glashalteleisten - Klips

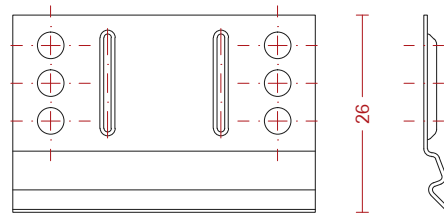
VE: 100 Stk.
WERKSTOFF:
Edelstahl 1.4301 2B

Clips pour parcloses

UV: 100 unités
MATÉRIEL:
Acier inoxydable AISI 304 2B



F99020-03



F99021-03

Compatible only with profiles FT 7512LR-nn, FT 7512TR-nn, FT 7512ZR-nn, FT 7512HR-nn and FT 8312ZR-nn
Kompatibel nur mit Profilen FT 7512LR-nn, FT 7512TR-nn, FT 7512ZR-nn, FT 7512HR-nn und FT 8312ZR-nn
Compatible seulement avec les profils FT 7512LR-nn, FT 7512TR-nn, FT 7512ZR-nn, FT 7512HR-nn et FT 8312ZR-nn

Fixture - clips

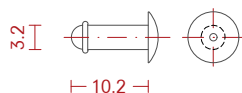
PU: 100 pc
MATERIAL: Stainless steel A2

Befestigung Klips

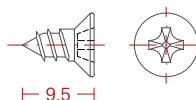
VE: 100 Stk.
WERKSTOFF: Edelstahl A2

Fixation enclipsage

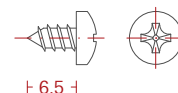
UV: 100 unités
MATÉRIEL: Acier inoxydable A2



D99950-03
Ø3.2 x 8 mm



D99815-03
Ø4.2 x 9.5 mm
See glazing table page



D99801-03
Ø3.5 x 6.5 mm

Glazing beads

BAR LENGTH: 5800 mm
MATERIALS:
00 - Aluminium

Suitable on galvanized steel (-02)
and bright steel (-12) profiles.

Glashalteisen

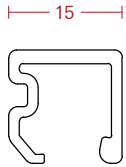
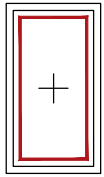
STABLÄNGE: 5800 mm
WERKSTOFFE:
00 - Aluminium

Verwendbar auf Profile aus Stahl
bandverzinkt (-02) und Stahl blank (-12).

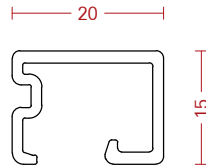
Parcloses

LONGUEUR DE BARRES: 5800 mm
MATÉRIAUX:
00 - Aluminium

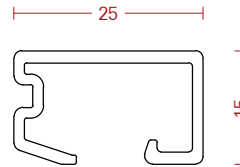
Utilisable sur profilés en acier
galvanisé (-02) et acier décapé (-12).



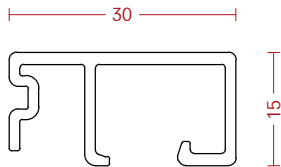
FV 1515R-00
G = 0.22 U = 0.113
kg/m m²/m



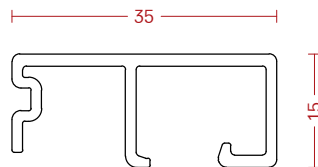
FV 1520R-00
G = 0.24 U = 0.119
kg/m m²/m



FV 1525R-00
G = 0.28 U = 0.136
kg/m m²/m



FV 1530R-00
G = 0.33 U = 0.161
kg/m m²/m



FV 1535R-00
G = 0.35 U = 0.171
kg/m m²/m

Fixing screw

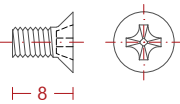
PU: 100 pc
MATERIALS:
02 - Galvanized Steel
03 - Stainless steel A2

Befestigungsschraube

VE: 100 Stk.
WERKSTOFFE:
02 - Stahl bandverzinkt
03 - Edelstahl A2

Vis de fixation

UV: 100 unités
MATÉRIAUX:
02 - Acier galvanisé
03 - Acier inoxydable A2



D99980-02
D99980-03
M4 x 8 mm

Fixing bushings

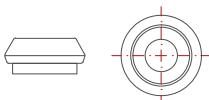
PU: 50 pc
MATERIAL: Stainless steel A2

Befestigungsschraube

VE: 50 Stk.
WERKSTOFF: Edelstahl A2

Vis de fixation

UV: 50 unités
MATÉRIEL: Acier inoxydable A2

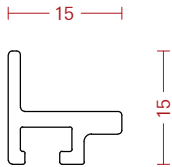


F99063-03

Glazing beads

BAR LENGTH: 5800 mm
MATERIALS:
00 - Aluminium

Suitable on galvanized steel (-02)
and bright steel (-12) profiles.



FV 1515E-00
G = 0.22 U = 0.113
kg/m m²/m

Glashalteisen

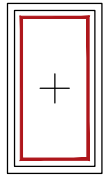
STABLÄNGE: 5800 mm
WERKSTOFFE:
00 - Aluminium

Verwendbar auf Profile aus Stahl
bandverzinkt (-02) und Stahl blank (-12).

Parcloses

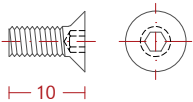
LONGUEUR DE BARRES: 5800 mm
MATÉRIAUX:
00 - Aluminium

Utilisable sur profilés en acier
galvanisé (-02) et acier décapé (-12).



Fixing screw

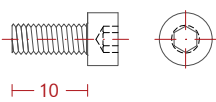
PU: 100 pc
MATERIAL: Stainless steel A2



D99880-03
M4 x 10 mm

Befestigungsschraube

VE: 100 Stk.
WERKSTOFF: Edelstahl A2



D99882-03
M4 x 10 mm

Vis de fixation

UV: 100 unités
MATÉRIEL: Acier inoxydable A2

Glazing table

Verglasungstabellen

Tableaux de vitrage

2.3

Important notes:

The glazing tables and sealing guidelines are based on the nominal sizes of the profiles and glazing. Due to the production tolerances (profiles, glazing beads, panes) we advise double checking your selection.

Wichtige Anmerkungen:

Die Verglasungstabellen beziehen sich auf die Nennmaße der Profile und Verglasungen. Aufgrund von Fertigungstoleranzen (Profile, Glashalteleisten, Füllung) ist die Auswahl ggf. zu anpassen.

Remarques importantes:

Les tableaux de vitrage et les joints se réfèrent aux dimensions nominales des profilés et des vitrages. En raison des tolérances de fabrication (profilés, parclose, remplissage), une attention particulier est requise et nous recommandons une vérification.

Legend

+ = Fixed
— = Open in
- - - = Open out
Dimensions in: mm
Scale 1:1
A = External gaskets
B = Internal gaskets
C = Glazing bead
D = Screw connection
E = Offset

Legende

+ = Fixed
— = Innen öffnend
- - - = Außen öffnend
Einheit in: mm
Maßstab 1:1
A = Außendichtungen
B = Innendichtungen
C = Glashalteleiste
D = Verschraubung
E = Versatz

Légende

+ = Fixe
— = Ouvr. intérieur
- - - = Ouvr. extérieur
Dimensions en: mm
Échelle 1:1
A = Joints extérieurs
B = Joints intérieurs
C = Parclose
D = Vissage
E = Décalage

Glazing table




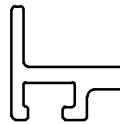
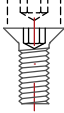
Verglasungstabelle

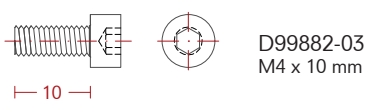
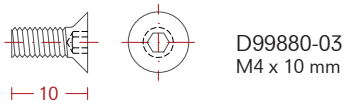
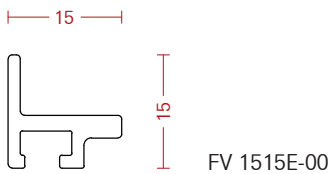
Tableau de vitrage

00 - Aluminium

00 - Aluminium

00 - Aluminium

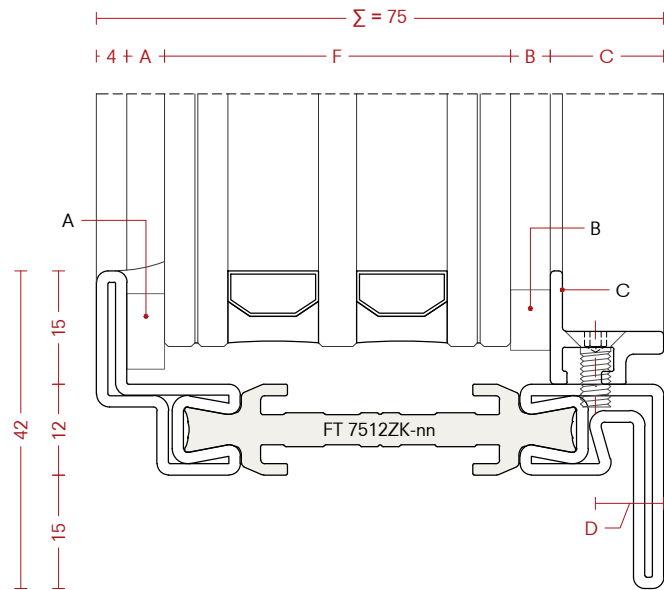
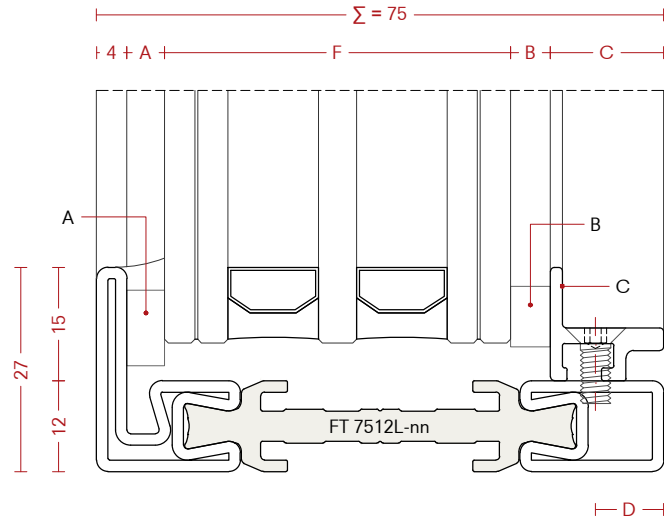
						
F	A		B		C	D
mm	code	mm	code	mm	mm	mm
46	G99103-62	5	G99204-61	5.5	15	9
47	G99103-62	5	G99203-61	4.5	15	9
48	G99102-61	3	G99204-61	5.5	15	9
49	G99102-61	3	G99203-61	4.5	15	9
50	G99102-61	3	G99202-61	3.5	15	9
51	G99102-61	3	G99201-61	2.5	15	9



* Glazing table for 75 mm depth profiles.

* Verglasungstisch für 75 mm Tiefenprofile.

* Table de vitrage pour profils de 75 mm de profondeur.



Glazing table




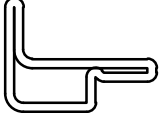
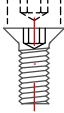
- 02 - Galvanized steel
- 05 - Stainless steel AISI 316L 2B
- 07 - Cor-Ten steel
- 12 - Bright steel

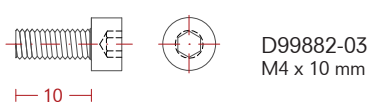
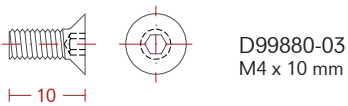
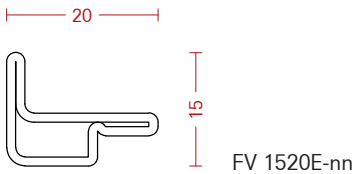
Verglasungstabelle

- 02 - Stahl bandverzinkt
- 05 - Edelstahl 1.4404 2B
- 07 - Cor-Ten-Stahl
- 12 - Stahl blank

Tableau de vitrage

- 02 - Acier galvanisé
- 05 - Acier inoxydable AISI 316L 2B
- 07 - Acier Cor-Ten
- 12 - Acier décapé

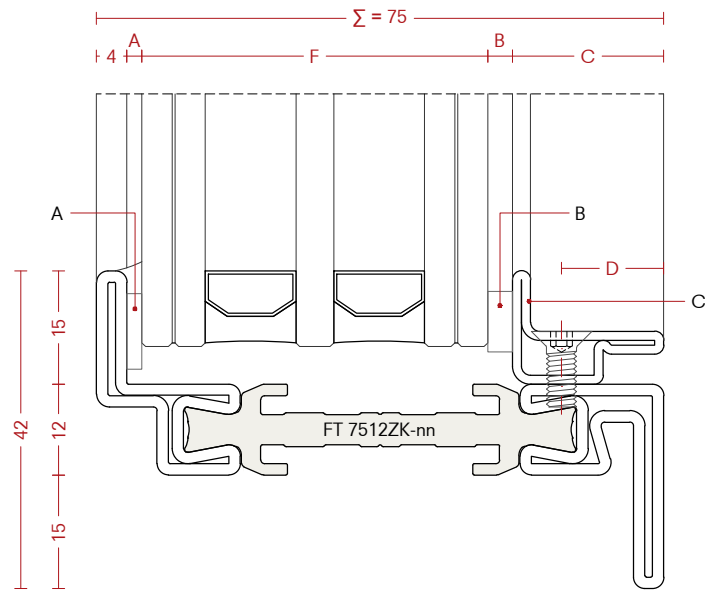
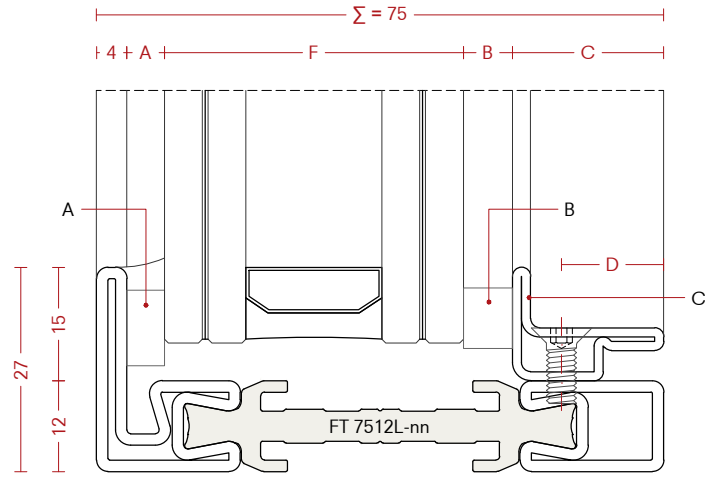
 F mm	 A		 B		 C mm	 D mm
	code	mm	code	mm		
41	G99103-62	5	G99204-61	5.5	20	13.5
42	G99103-62	5	G99203-61	4.5	20	13.5
43	G99102-61	3	G99204-61	5.5	20	13.5
44	G99102-61	3	G99203-61	4.5	20	13.5
45	G99102-61	3	G99202-61	3.5	20	13.5
46	G99102-61	3	G99201-61	2.5	20	13.5



* Glazing table for 75 mm depth profiles.

* Verglasungstisch für 75 mm Tiefenprofile.

* Table de vitrage pour profils de 75 mm de profondeur.



Glazing table




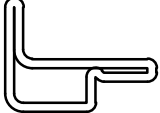
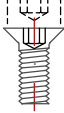
- 02 - Galvanized steel
- 05 - Stainless steel AISI 316L 2B
- 07 - Cor-Ten steel
- 12 - Bright steel

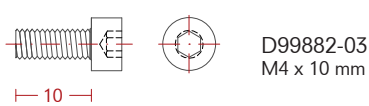
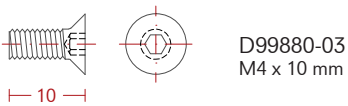
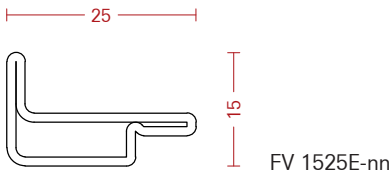
Verglasungstabelle

- 02 - Stahl bandverzinkt
- 05 - Edelstahl 1.4404 2B
- 07 - Cor-Ten-Stahl
- 12 - Stahl blank

Tableau de vitrage

- 02 - Acier galvanisé
- 05 - Acier inoxydable AISI 316L 2B
- 07 - Acier Cor-Ten
- 12 - Acier décapé

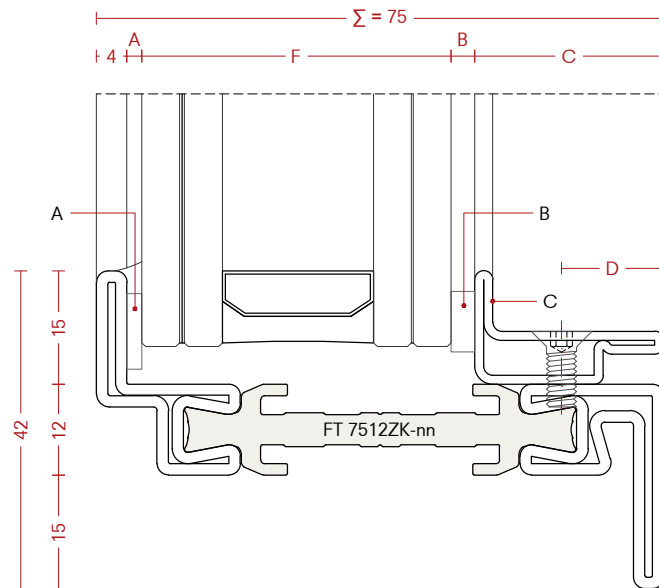
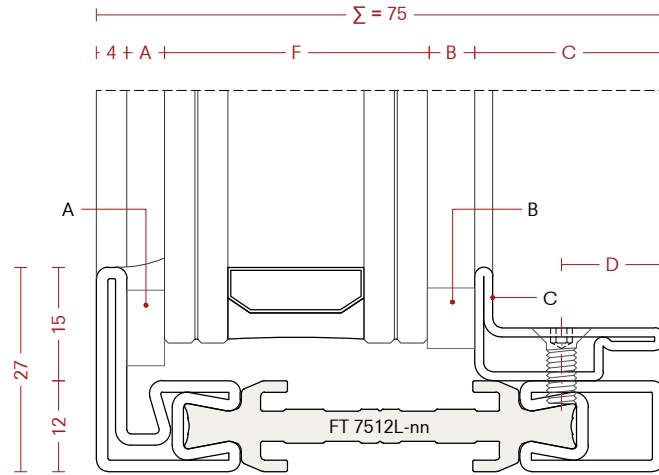
 F mm	 A		 B		 C mm	 D mm
	code	mm	code	mm		
36	G99103-62	5	G99204-61	5.5	25	13.5
37	G99103-62	5	G99203-61	4.5	25	13.5
38	G99102-61	3	G99204-61	5.5	25	13.5
39	G99102-61	3	G99203-61	4.5	25	13.5
40	G99102-61	3	G99202-61	3.5	25	13.5
41	G99102-61	3	G99201-61	2.5	25	13.5



* Glazing table for 75 mm depth profiles.

* Verglasungstisch für 75 mm Tiefenprofile.

* Table de vitrage pour profils de 75 mm de profondeur.



Glazing table

- 02 - Galvanized steel
- 05 - Stainless steel AISI 316L 2B
- 07 - Cor-Ten steel
- 12 - Bright steel

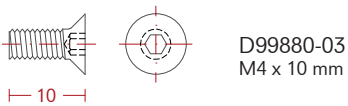
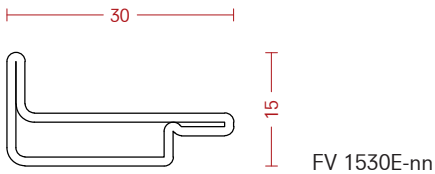
Verglasungstabelle

- 02 - Stahl bandverzinkt
- 05 - Edelstahl 1.4404 2B
- 07 - Cor-Ten-Stahl
- 12 - Stahl blank

Tableau de vitrage

- 02 - Acier galvanisé
- 05 - Acier inoxydable AISI 316L 2B
- 07 - Acier Cor-Ten
- 12 - Acier décapé

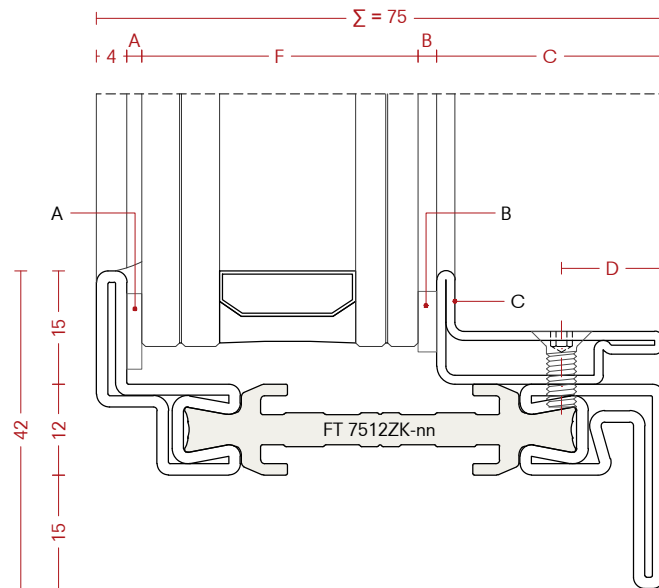
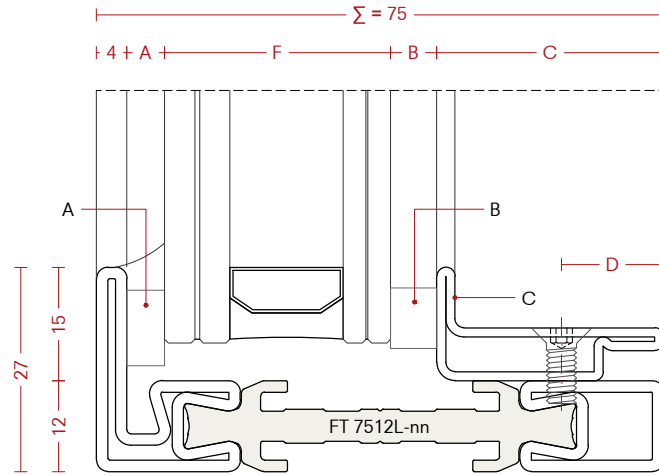
F mm	A		B		C mm	D mm
	code	mm	code	mm		
31	G99103-62	5	G99204-61	5.5	30	13.5
32	G99103-62	5	G99203-61	4.5	30	13.5
33	G99102-61	3	G99204-61	5.5	30	13.5
34	G99102-61	3	G99203-61	4.5	30	13.5
35	G99102-61	3	G99202-61	3.5	30	13.5
36	G99102-61	3	G99201-61	2.5	30	13.5



* Glazing table for 75 mm depth profiles.

* Verglasungstisch für 75 mm Tiefenprofile.

* Table de vitrage pour profils de 75 mm de profondeur.



Glazing table

02 - Galvanized steel
05 - Stainless steel AISI 316L 2B
07 - Cor-Ten steel
12 - Bright steel

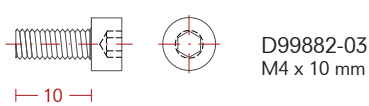
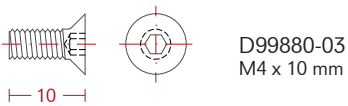
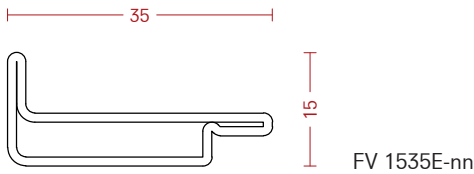
Verglasungstabelle

02 - Stahl bandverzinkt
05 - Edelstahl 1.4404 2B
07 - Cor-Ten-Stahl
12 - Stahl blank

Tableau de vitrage

02 - Acier galvanisé
05 - Acier inoxydable AISI 316L 2B
07 - Acier Cor-Ten
12 - Acier décapé

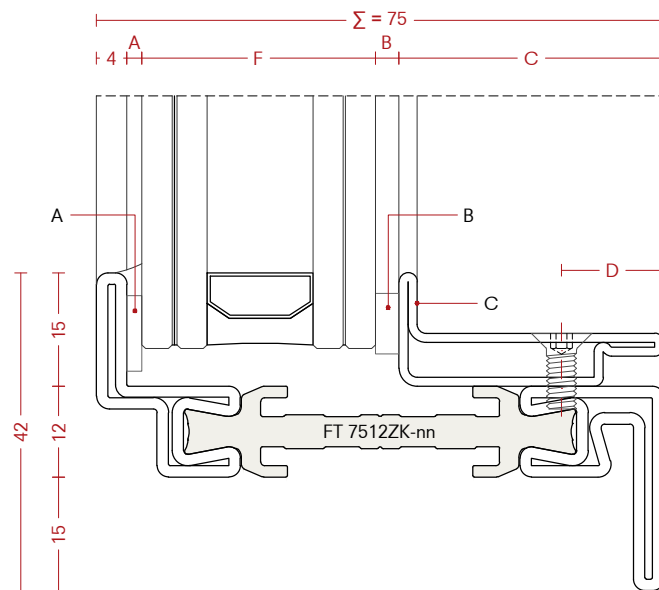
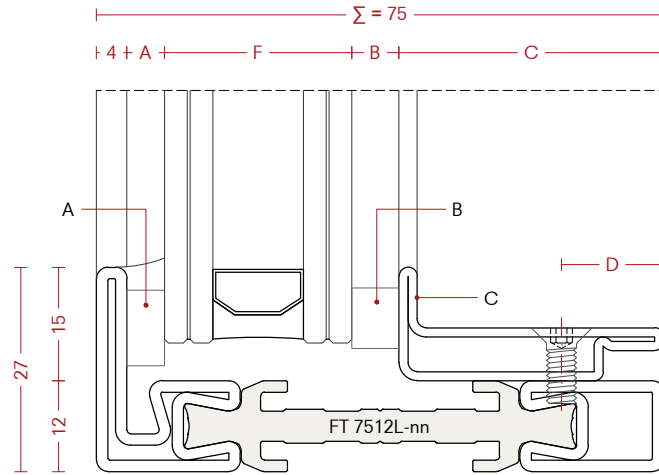
F mm	A		B		C mm	D mm
	code	mm	code	mm		
26	G99103-62	5	G99204-61	5.5	35	13.5
27	G99103-62	5	G99203-61	4.5	35	13.5
28	G99102-61	3	G99204-61	5.5	35	13.5
29	G99102-61	3	G99203-61	4.5	35	13.5
30	G99102-61	3	G99202-61	3.5	35	13.5
31	G99102-61	3	G99201-61	2.5	35	13.5



* Glazing table for 75 mm depth profiles.

* Verglasungstisch für 75 mm Tiefenprofile.

* Table de vitrage pour profils de 75 mm de profondeur.



Glazing table




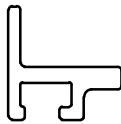
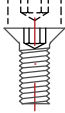
Verglasungstabelle

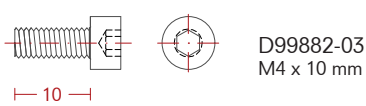
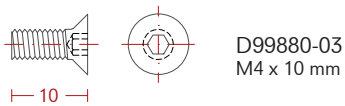
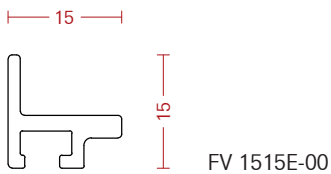
Tableau de vitrage

00 - Aluminium

00 - Aluminium

00 - Aluminium

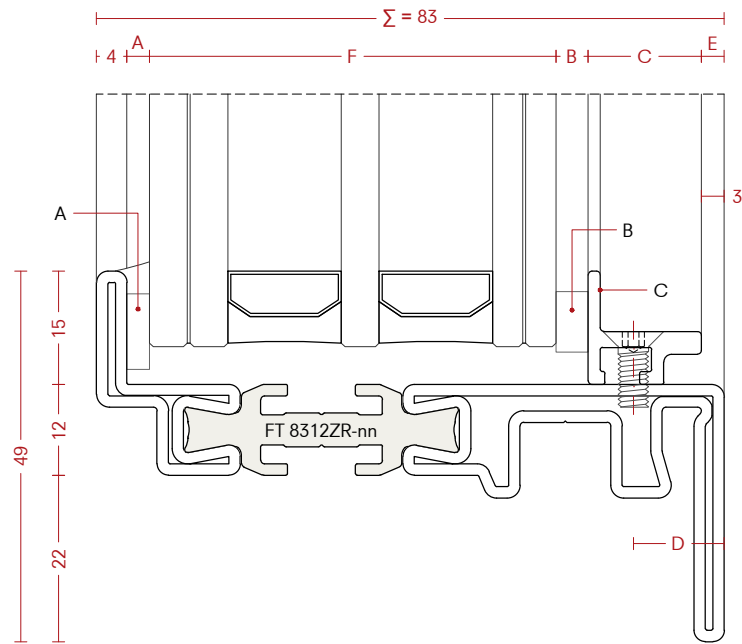
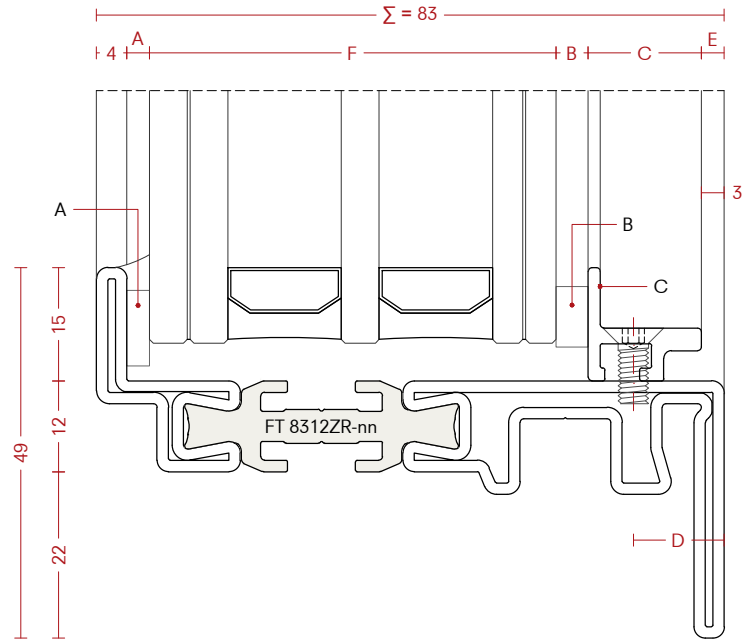
							
F	A		B		C	D	E
mm	code	mm	code	mm	mm	mm	mm
51	G99103-62	5	G99204-61	5.5	15	12	3
52	G99103-62	5	G99203-61	4.5	15	12	3
53	G99102-61	3	G99204-61	5.5	15	12	3
54	G99102-61	3	G99203-61	4.5	15	12	3
55	G99102-61	3	G99202-61	3.5	15	12	3
56	G99102-61	3	G99201-61	2.5	15	12	3



* Glazing table for 83 mm depth profiles.

* Verglasungstisch für 83 mm Tiefenprofile.

* Table de vitrage pour profils de 83 mm de profondeur.



Glazing table




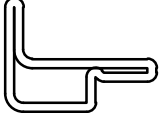
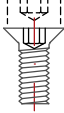
- 02 - Galvanized steel
- 05 - Stainless steel AISI 316L 2B
- 07 - Cor-Ten steel
- 12 - Bright steel

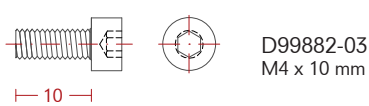
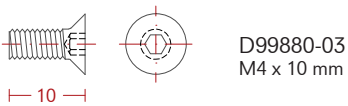
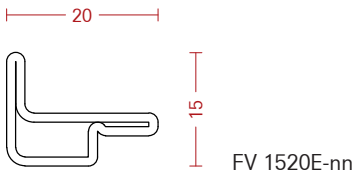
Verglasungstabelle

- 02 - Stahl bandverzinkt
- 05 - Edelstahl 1.4404 2B
- 07 - Cor-Ten-Stahl
- 12 - Stahl blank

Tableau de vitrage

- 02 - Acier galvanisé
- 05 - Acier inoxydable AISI 316L 2B
- 07 - Acier Cor-Ten
- 12 - Acier décapé

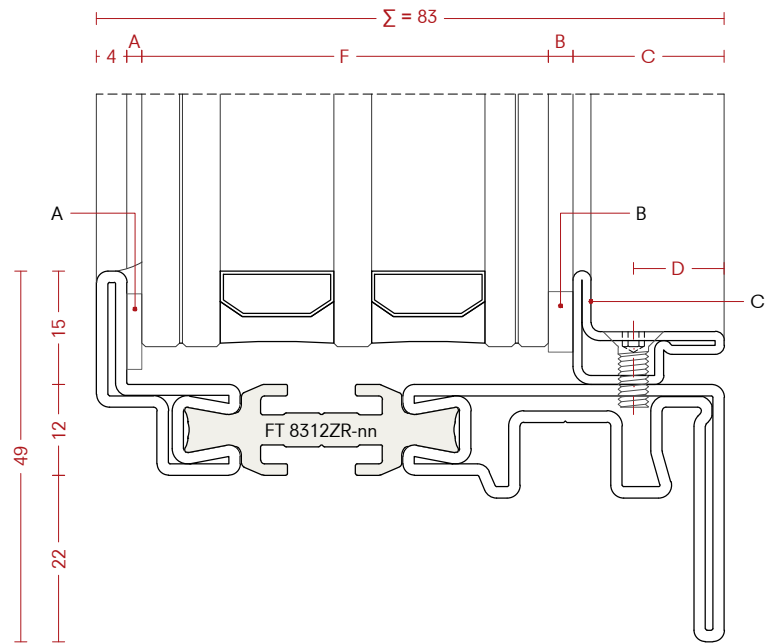
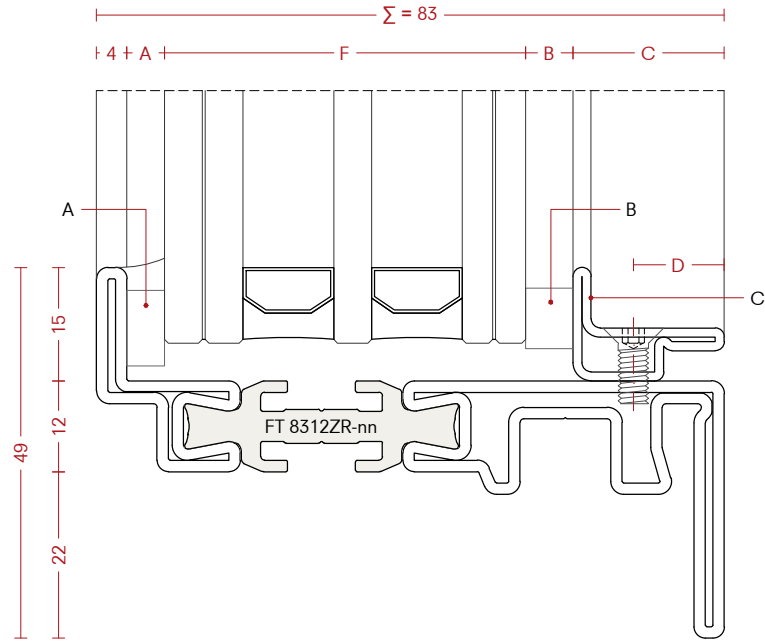
 F mm	 A		 B		 C mm	 D mm
	code	mm	code	mm		
49	G99103-62	5	G99204-61	5.5	20	12
50	G99103-62	5	G99203-61	4.5	20	12
51	G99102-61	3	G99204-61	5.5	20	12
52	G99102-61	3	G99203-61	4.5	20	12
53	G99102-61	3	G99202-61	3.5	20	12
54	G99102-61	3	G99201-61	2.5	20	12



* Glazing table for 83 mm depth profiles.

* Verglasungstisch für 83 mm Tiefenprofile.

* Table de vitrage pour profils de 83 mm de profondeur.



Glazing table


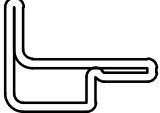
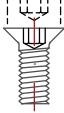
- 02 - Galvanized steel
- 05 - Stainless steel AISI 316L 2B
- 07 - Cor-Ten steel
- 12 - Bright steel

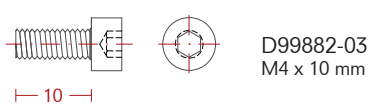
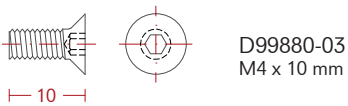
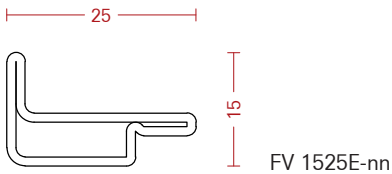
Verglasungstabelle

- 02 - Stahl bandverzinkt
- 05 - Edelstahl 1.4404 2B
- 07 - Cor-Ten-Stahl
- 12 - Stahl blank

Tableau de vitrage

- 02 - Acier galvanisé
- 05 - Acier inoxydable AISI 316L 2B
- 07 - Acier Cor-Ten
- 12 - Acier décapé

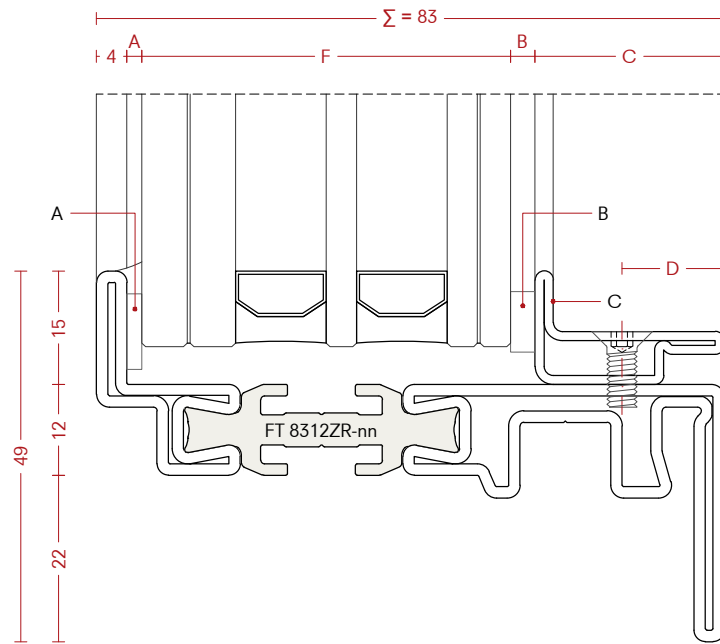
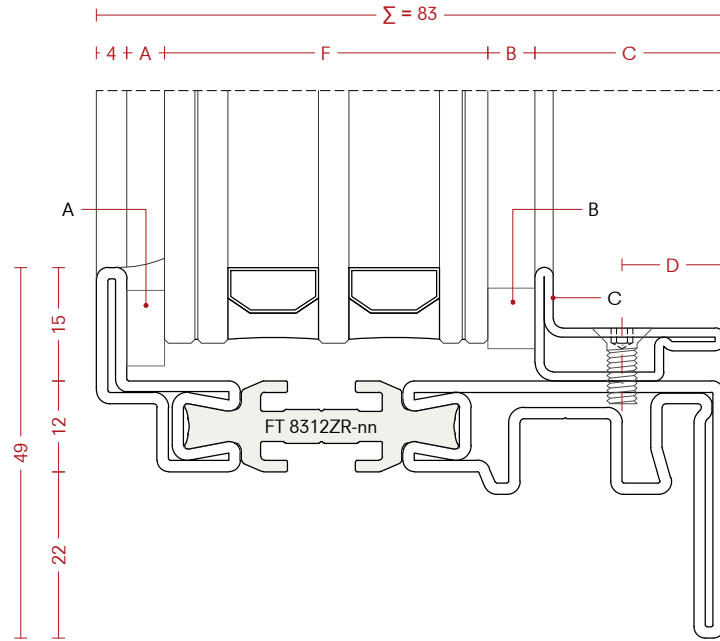
	A		B			
	code	mm	code	mm		
F mm					C mm	D mm
44	G99103-62	5	G99204-61	5.5	25	13.5
45	G99103-62	5	G99203-61	4.5	25	13.5
46	G99102-61	3	G99204-61	5.5	25	13.5
47	G99102-61	3	G99203-61	4.5	25	13.5
48	G99102-61	3	G99202-61	3.5	25	13.5
49	G99102-61	3	G99201-61	2.5	25	13.5



* Glazing table for 83 mm depth profiles.

* Verglasungstisch für 83 mm Tiefenprofile.

* Table de vitrage pour profils de 83 mm de profondeur.



Glazing table

- 02 - Galvanized steel
- 05 - Stainless steel AISI 316L 2B
- 07 - Cor-Ten steel
- 12 - Bright steel

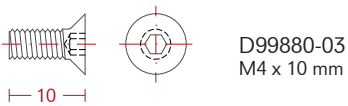
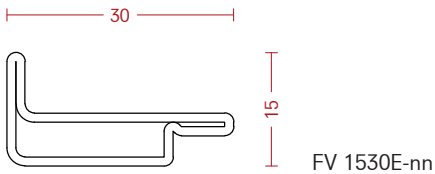
Verglasungstabelle

- 02 - Stahl bandverzinkt
- 05 - Edelstahl 1.4404 2B
- 07 - Cor-Ten-Stahl
- 12 - Stahl blank

Tableau de vitrage

- 02 - Acier galvanisé
- 05 - Acier inoxydable AISI 316L 2B
- 07 - Acier Cor-Ten
- 12 - Acier décapé

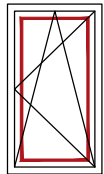
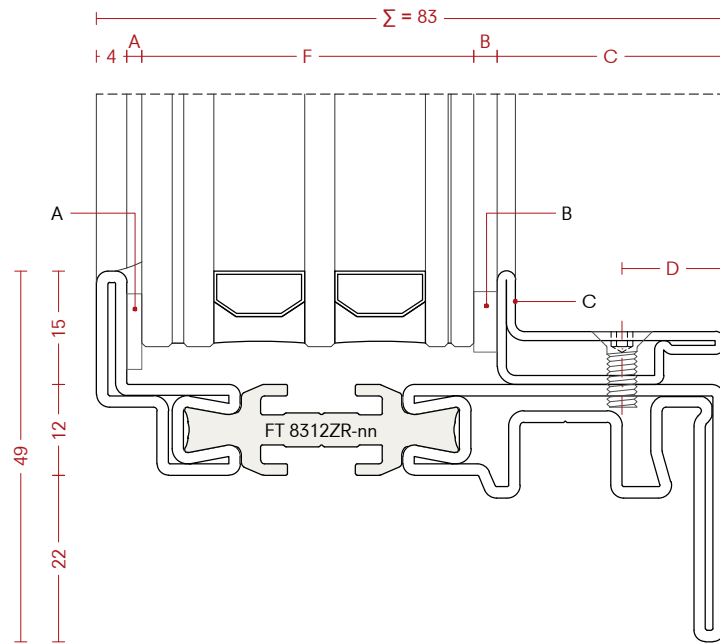
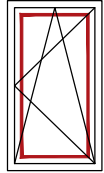
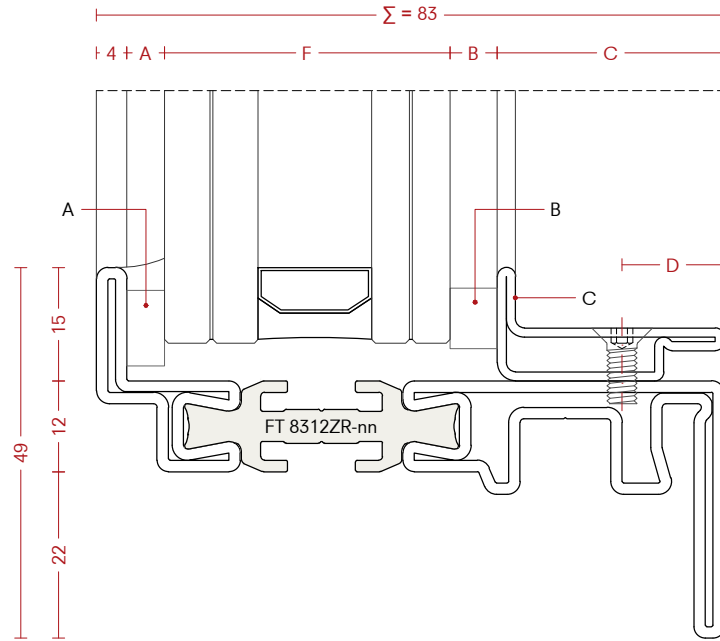
F mm	A		B		C mm	D mm
	code	mm	code	mm		
39	G99103-62	5	G99204-61	5.5	30	13.5
40	G99103-62	5	G99203-61	4.5	30	13.5
41	G99102-61	3	G99204-61	5.5	30	13.5
42	G99102-61	3	G99203-61	4.5	30	13.5
43	G99102-61	3	G99202-61	3.5	30	13.5
44	G99102-61	3	G99201-61	2.5	30	13.5



* Glazing table for 83 mm depth profiles.

* Verglasungstisch für 83 mm Tiefenprofile.

* Table de vitrage pour profils de 83 mm de profondeur.



Glazing table

- 02 - Galvanized steel
- 05 - Stainless steel AISI 316L 2B
- 07 - Cor-Ten steel
- 12 - Bright steel

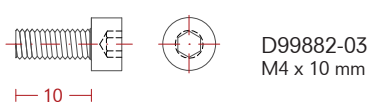
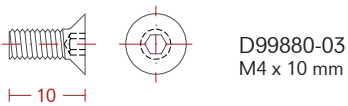
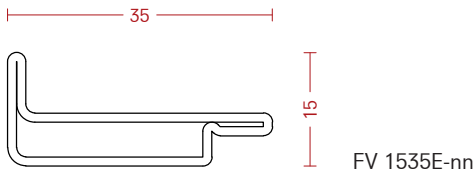
Verglasungstabelle

- 02 - Stahl bandverzinkt
- 05 - Edelstahl 1.4404 2B
- 07 - Cor-Ten-Stahl
- 12 - Stahl blank

Tableau de vitrage

- 02 - Acier galvanisé
- 05 - Acier inoxydable AISI 316L 2B
- 07 - Acier Cor-Ten
- 12 - Acier décapé

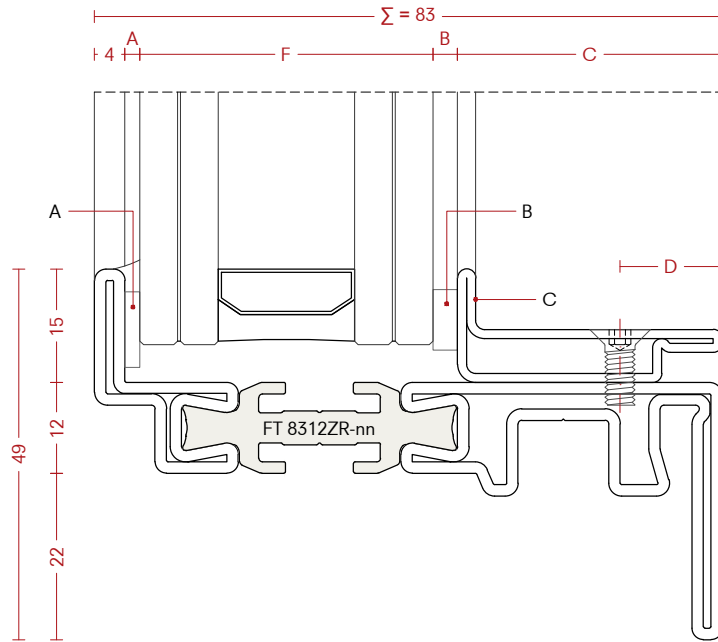
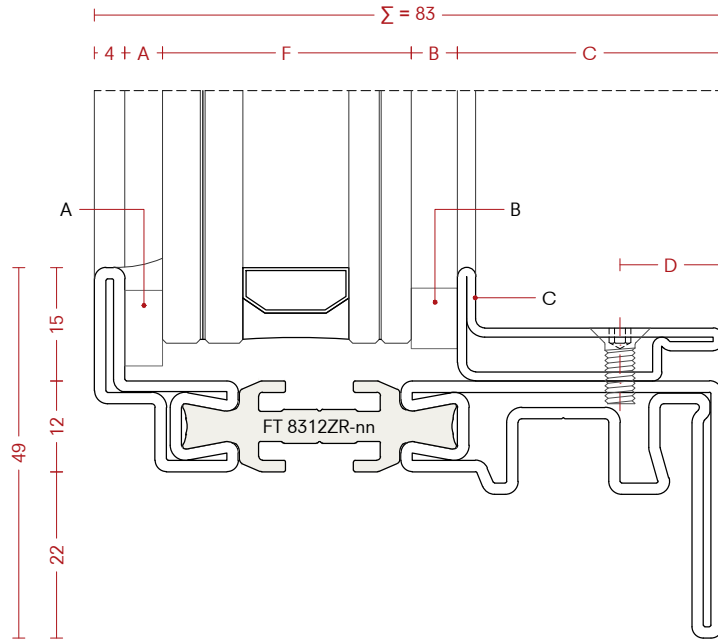
F mm	A		B		C mm	D mm
	code	mm	code	mm		
34	G99103-62	5	G99204-61	5.5	35	13.5
35	G99103-62	5	G99203-61	4.5	35	13.5
36	G99102-61	3	G99204-61	5.5	35	13.5
37	G99102-61	3	G99203-61	4.5	35	13.5
38	G99102-61	3	G99202-61	3.5	35	13.5
39	G99102-61	3	G99201-61	2.5	35	13.5



* Glazing table for 83 mm depth profiles.

* Verglasungstisch für 83 mm Tiefenprofile.

* Table de vitrage pour profils de 83 mm de profondeur.



Glazing table




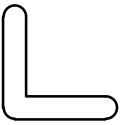
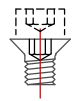
02 - Galvanized steel

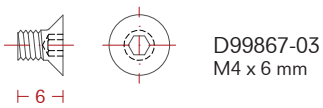
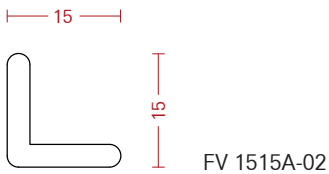
Verglasungstabelle

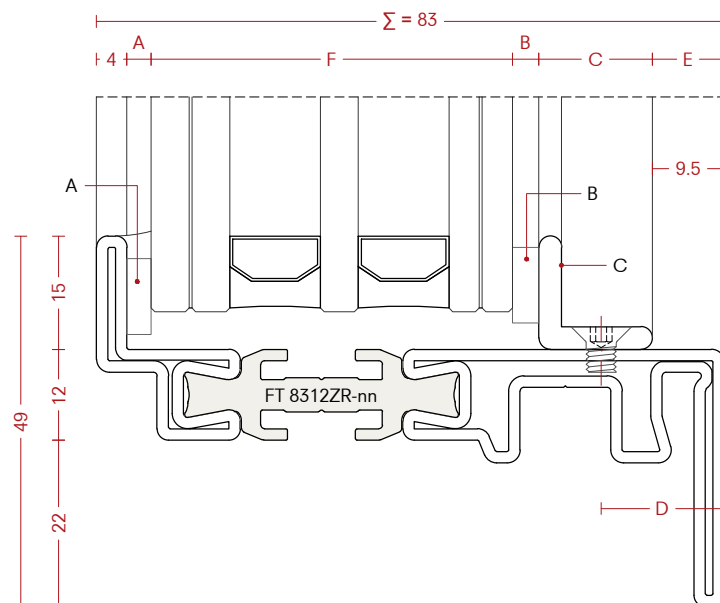
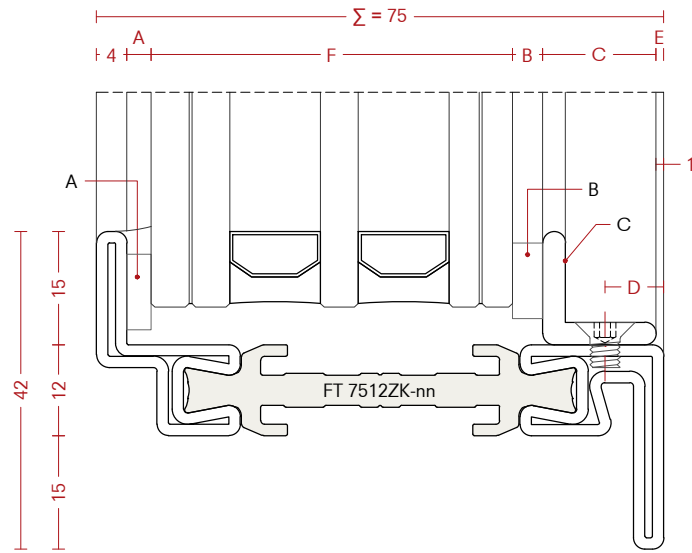
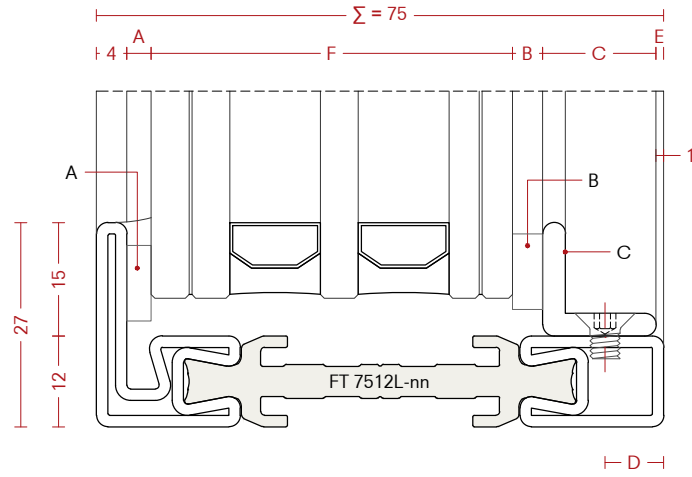
02 - Stahl bandverzinkt

Tableau de vitrage

02 - Acier galvanisé

							
F	A		B		C	D	E
mm	code	mm	code	mm	mm	mm	mm
44	G99103-62	5	G99204-61	5.5	15	7.8 / 16.2	1 / 9.5
45	G99103-62	5	G99203-61	4.5	15	7.8 / 16.2	1 / 9.5
46	G99102-61	5	G99202-61	3.5	15	7.8 / 16.2	1 / 9.5
47	G99102-61	3	G99203-61	4.5	15	7.8 / 16.2	1 / 9.5
48	G99102-61	3	G99202-61	3.5	15	7.8 / 16.2	1 / 9.5
49	G99102-61	3	G99201-61	2.5	15	7.8 / 16.2	1 / 9.5





Glazing table







Verglasungstabelle

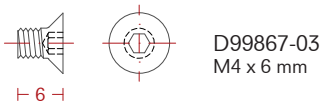
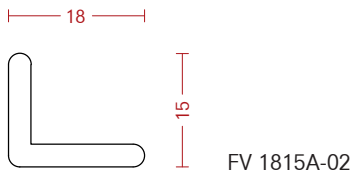
Tableau de vitrage

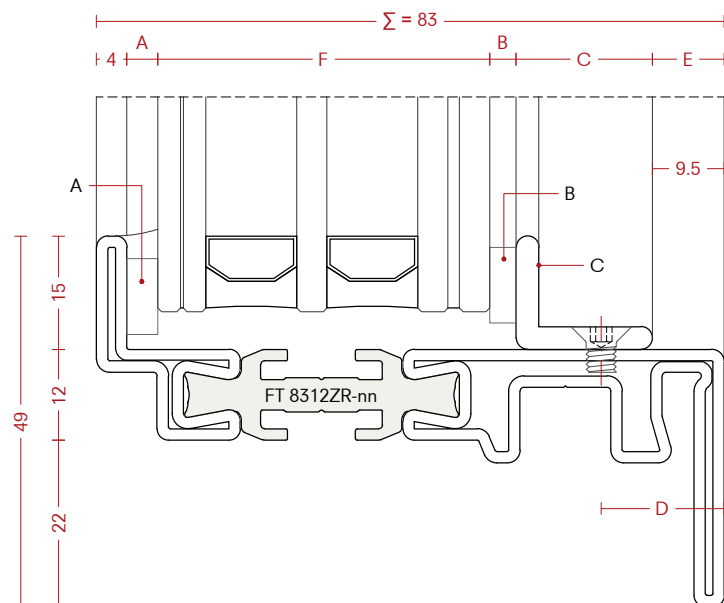
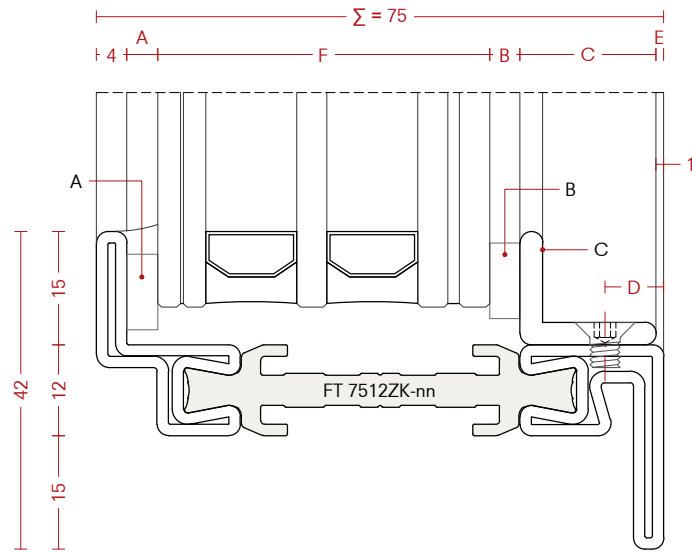
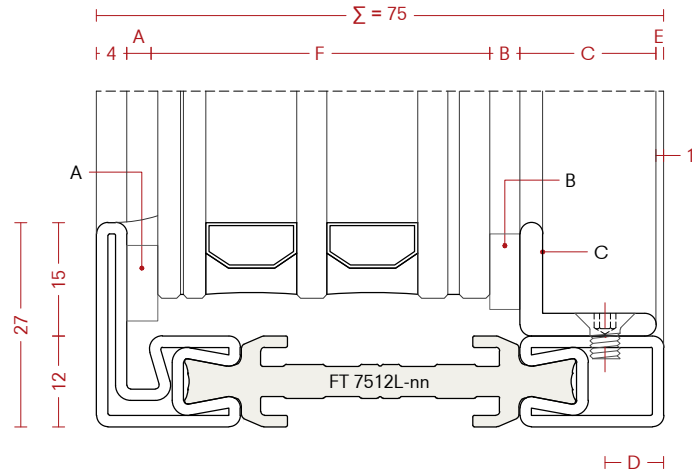
02 - Galvanized steel

02 - Stahl bandverzinkt

02 - Acier galvanisé

							
	F	A	B	C			
mm	code	mm	code	mm	mm	mm	mm
41	G99103-62	5	G99204-61	5.5	18	7.8 / 16.2	1 / 9.5
42	G99103-62	5	G99203-61	4.5	18	7.8 / 16.2	1 / 9.5
43	G99102-61	5	G99202-61	3.5	18	7.8 / 16.2	1 / 9.5
44	G99102-61	3	G99203-61	4.5	18	7.8 / 16.2	1 / 9.5
45	G99102-61	3	G99202-61	3.5	18	7.8 / 16.2	1 / 9.5
46	G99102-61	3	G99201-61	2.5	18	7.8 / 16.2	1 / 9.5





Glazing table






Verglasungstabelle

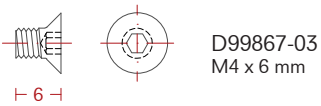
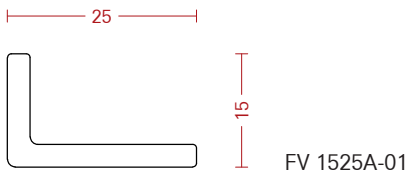
Tableau de vitrage

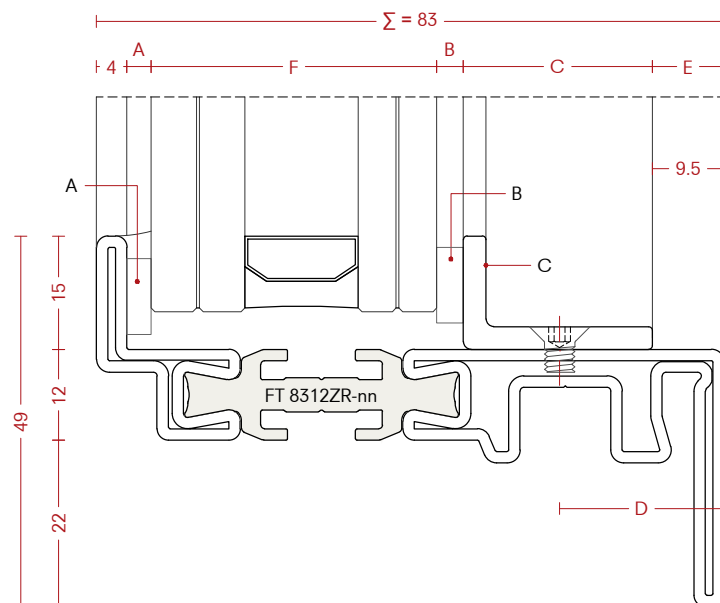
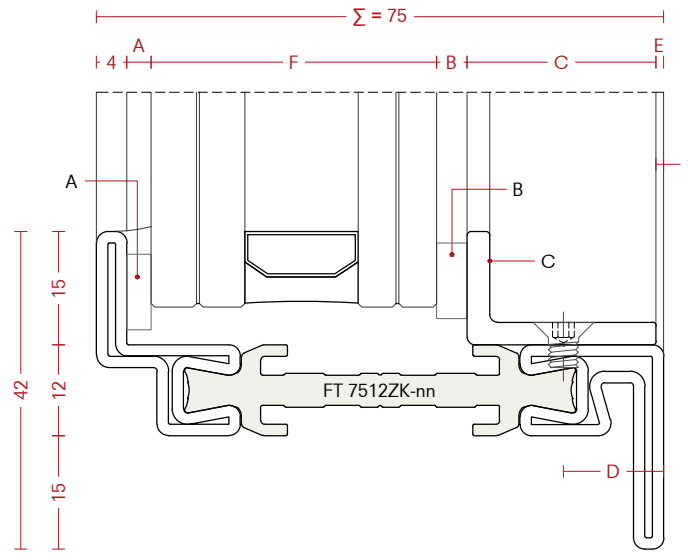
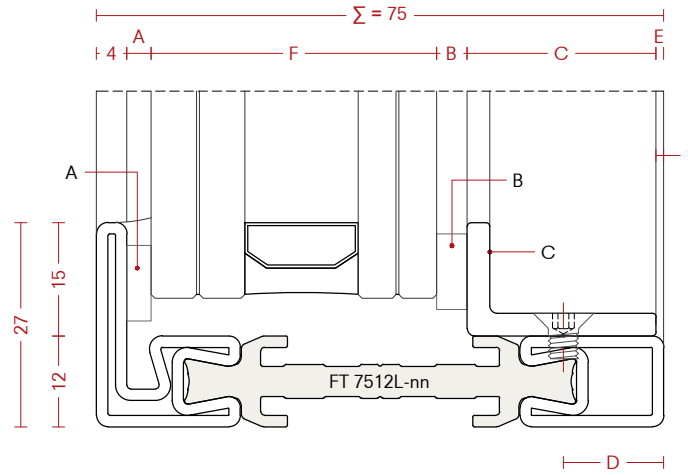
01 - Hot Rolled Steel

01 - Stahl warmgewalzt

01 - Acier laminé à chaud

							
F	A		B		C	D	E
mm	code	mm	code	mm	mm	mm	mm
34	G99103-62	5	G99204-61	5.5	25	13.3 / 21.8	1 / 9.5
35	G99103-62	5	G99203-61	4.5	25	13.3 / 21.8	1 / 9.5
36	G99102-61	5	G99202-61	3.5	25	13.3 / 21.8	1 / 9.5
37	G99102-61	3	G99203-61	4.5	25	13.3 / 21.8	1 / 9.5
38	G99102-61	3	G99202-61	3.5	25	13.3 / 21.8	1 / 9.5
39	G99102-61	3	G99201-61	2.5	25	13.3 / 21.8	1 / 9.5





Glazing table

00 - Aluminium
02 - Galvanized steel
06 - Satin stainless steel AISI 316L
07 - Cor-Ten steel
12 - Bright steel

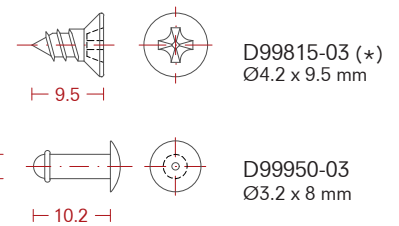
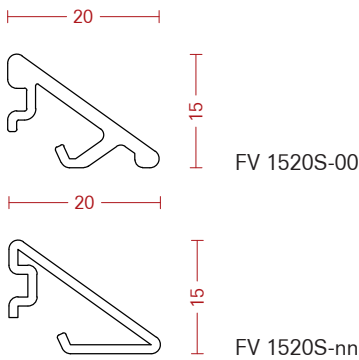
Verglasungstabelle

00 - Aluminium
02 - Stahl bandverzinkt
06 - Edelstahl gebürstet 1.4404
07 - Cor-Ten-Stahl
12 - Stahl blank

Tableau de vitrage

00 - Aluminium
02 - Acier galvanisé
06 - Acier inoxydable brossé AISI 316L
07 - Acier Cor-Ten
12 - Acier décapé

F mm	A		B		C mm	D E	
	code	mm	code	mm		mm	mm
29	G99103-62	5	G99218-60	6	20	42.5	11
30	G99103-62	5	G99217-60	5	20	42.5	11
31	G99103-62	5	G99216-60	4	20	42.5	11
32	G99102-61	3	G99217-60	5	20	42.5	11
33	G99102-61	3	G99216-60	4	20	42.5	11
34	G99102-61	3	G99215-60	3	20	42.5	11
34	G99103-62	5	G99218-60	6	20	37.5	6
35	G99103-62	5	G99217-60	5	20	37.5	6
36	G99103-62	5	G99216-60	4	20	37.5	6
37	G99102-61	3	G99217-60	5	20	37.5	6
38	G99102-61	3	G99216-60	4	20	37.5	6
39	G99102-61	3	G99215-60	3	20	37.5	6
39	G99103-62	5	G99218-60	6	20	32.5	1
40	G99103-62	5	G99217-60	5	20	32.5	1
41	G99103-62	5	G99216-60	4	20	32.5	1
42	G99102-61	3	G99217-60	5	20	32.5	1
43	G99102-61	3	G99216-60	4	20	32.5	1
44	G99102-61	3	G99215-60	3	20	32.5	1



* Glazing table for 75 mm depth profiles.

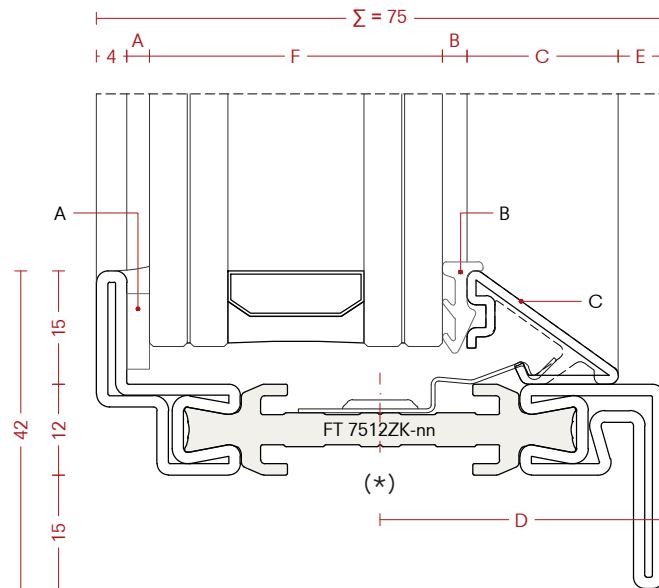
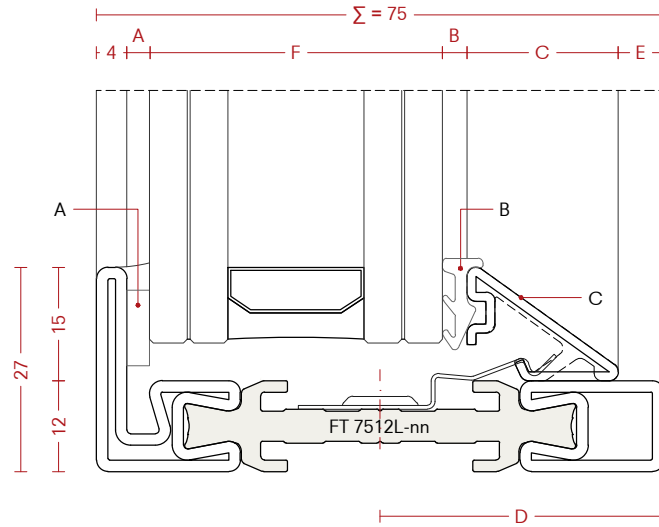
* Verglasungstisch für 75 mm Tiefenprofile.

* Table de vitrage pour profils de 75 mm de profondeur.

(*) Only in case of multipoint lock installation use externally installed screw D99815-03.

(*) Nur Bei Mehrpunktverriegelung die außenliegende Schraube D99815-03 verwenden.

(*) Seulement en cas d'installation de verrouillage multipoint, utilisez la vis D99815-03 installée à l'extérieur.



(*) Only in case of multipoint lock installation use externally installed screw D99815-03.

(*) Nur Bei Mehrpunktverriegelung die außenliegende Schraube D99815-03 verwenden.

(*) Seulement en cas d'installation de verrouillage multipoint, utilisez la vis D99815-03 installée à l'extérieur.

Glazing table

- 00 - Aluminium
- 02 - Galvanized steel
- 06 - Satin stainless steel AISI 316L
- 07 - Cor-Ten steel
- 12 - Bright steel

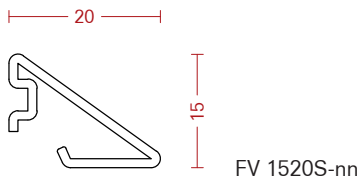
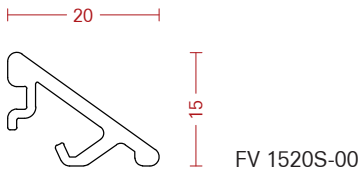
Verglasungstabelle

- 00 - Aluminium
- 02 - Stahl bandverzinkt
- 06 - Edelstahl gebürstet 1.4404
- 07 - Cor-Ten-Stahl
- 12 - Stahl blank

Tableau de vitrage

- 00 - Aluminium
- 02 - Acier galvanisé
- 06 - Acier inoxydable brossé AISI 316L
- 07 - Acier Cor-Ten
- 12 - Acier décapé

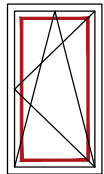
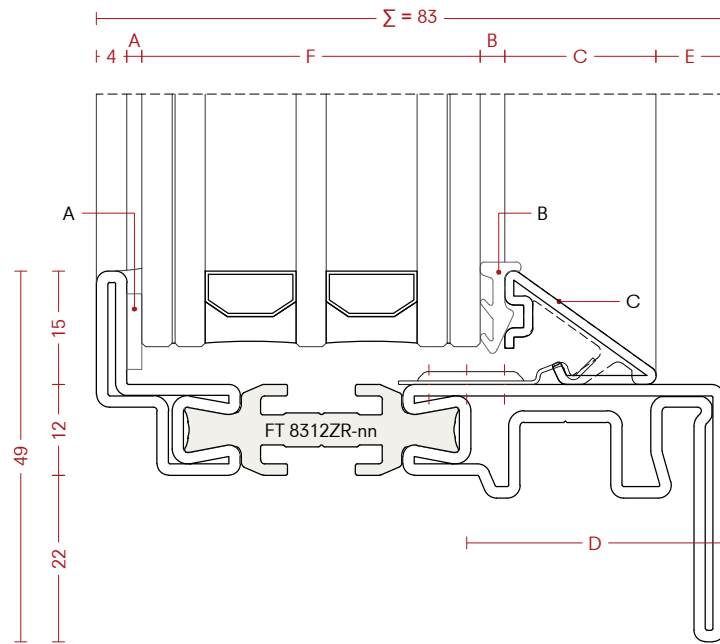
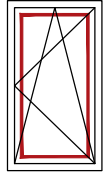
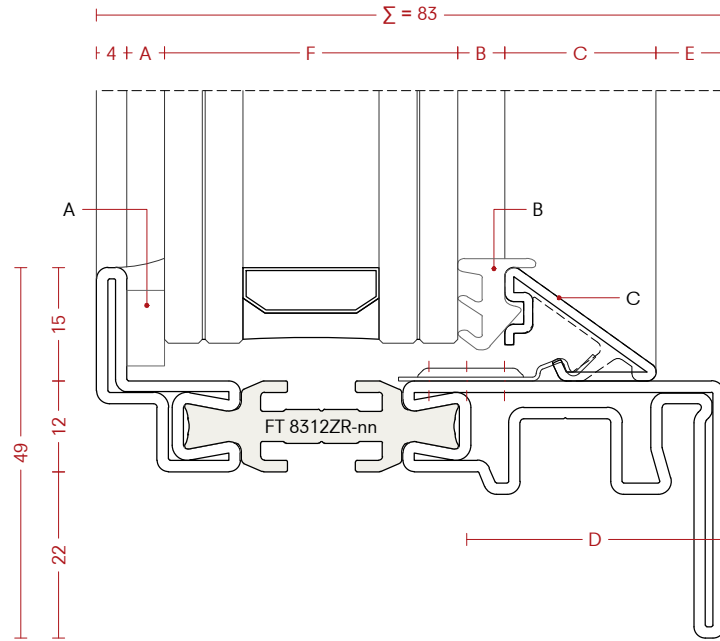
F mm	A		B		C mm	D		E mm
	code	mm	code	mm		mm	mm	
34	G99103-62	5	G99218-60	6	20	39	14	
35	G99103-62	5	G99217-60	5	20	39	14	
36	G99103-62	5	G99216-60	4	20	39	14	
37	G99102-61	3	G99217-60	5	20	39	14	
38	G99102-61	3	G99216-60	4	20	39	14	
39	G99102-61	3	G99215-60	3	20	39	14	
39	G99103-62	5	G99218-60	6	20	39	9	
40	G99103-62	5	G99217-60	5	20	39	9	
41	G99103-62	5	G99216-60	4	20	39	9	
42	G99102-61	3	G99217-60	5	20	39	9	
43	G99102-61	3	G99216-60	4	20	39	9	
44	G99102-61	3	G99215-60	3	20	39	9	



* Glazing table for 83 mm depth profiles.

* Verglasungstisch für 83 mm Tiefenprofile.

* Table de vitrage pour profils de 83 mm de profondeur.



Glazing table

- 00 - Aluminium
- 02 - Galvanized steel
- 06 - Satin stainless steel AISI 316L
- 07 - Cor-Ten steel
- 12 - Bright steel

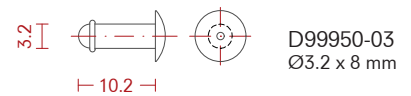
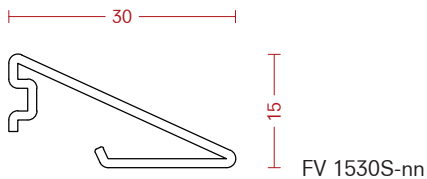
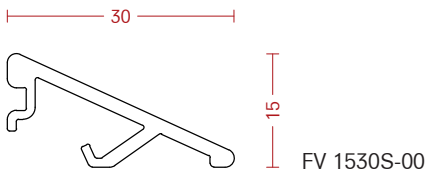
Verglasungstabelle

- 00 - Aluminium
- 02 - Stahl bandverzinkt
- 06 - Edelstahl gebürstet 1.4404
- 07 - Cor-Ten-Stahl
- 12 - Stahl blank

Tableau de vitrage

- 00 - Aluminium
- 02 - Acier galvanisé
- 06 - Acier inoxydable brossé AISI 316L
- 07 - Acier Cor-Ten
- 12 - Acier décapé

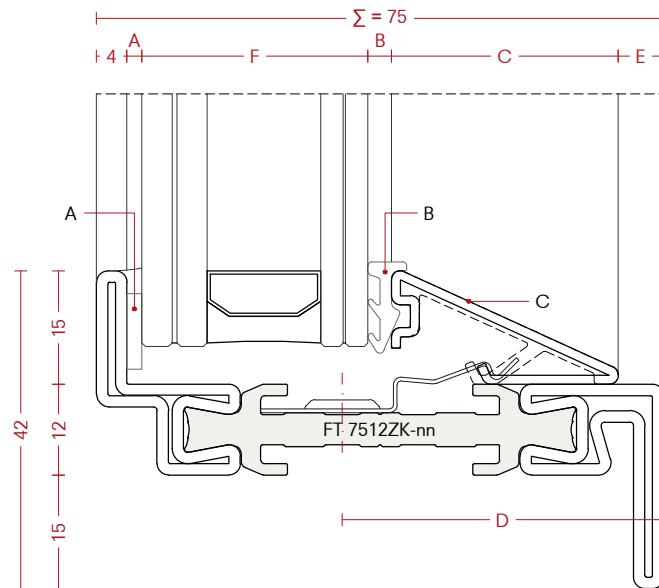
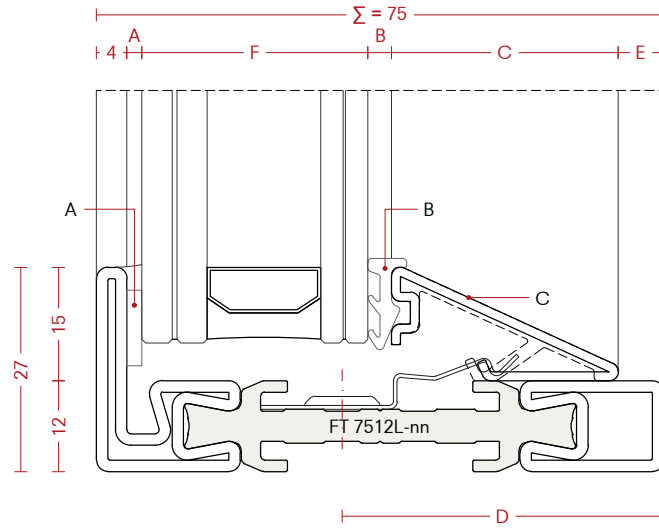
F mm	A		B		C mm	D E	
	code	mm	code	mm		mm	mm
24	G99103-62	5	G99218-60	6	30	42.5	6
25	G99103-62	5	G99217-60	5	30	42.5	6
26	G99103-62	5	G99216-60	4	30	42.5	6
27	G99102-61	3	G99217-60	5	30	42.5	6
28	G99102-61	3	G99216-60	4	30	42.5	6
29	G99102-61	3	G99215-60	3	30	42.5	6
29	G99103-62	5	G99218-60	6	30	37.5	1
30	G99103-62	5	G99217-60	5	30	37.5	1
31	G99103-62	5	G99216-60	4	30	37.5	1
32	G99102-61	3	G99217-60	5	30	37.5	1
33	G99102-61	3	G99216-60	4	30	37.5	1
34	G99102-61	3	G99215-60	3	30	37.5	1



* Glazing table for 75 mm depth profiles.

* Verglasungstisch für 75 mm Tiefenprofile.

* Table de vitrage pour profils de 75 mm de profondeur.



Glazing table

- 00 - Aluminium
- 02 - Galvanized steel
- 06 - Satin stainless steel AISI 316L
- 07 - Cor-Ten steel
- 12 - Bright steel

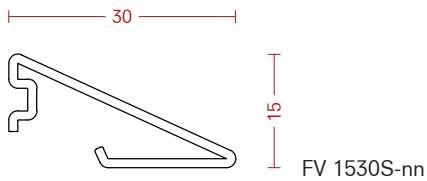
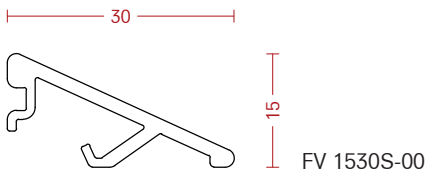
Verglasungstabelle

- 00 - Aluminium
- 02 - Stahl bandverzinkt
- 06 - Edelstahl gebürstet 1.4404
- 07 - Cor-Ten-Stahl
- 12 - Stahl blank

Tableau de vitrage

- 00 - Aluminium
- 02 - Acier galvanisé
- 06 - Acier inoxydable brossé AISI 316L
- 07 - Acier Cor-Ten
- 12 - Acier décapé

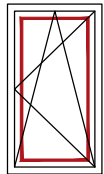
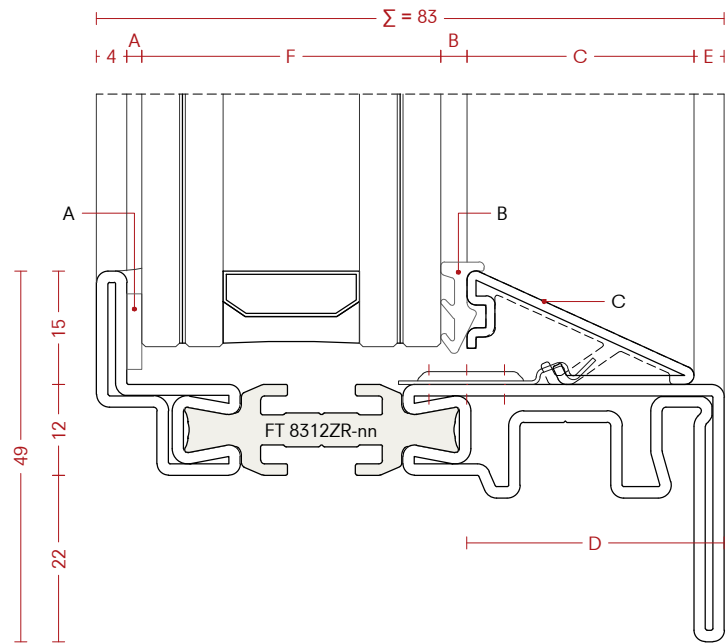
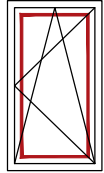
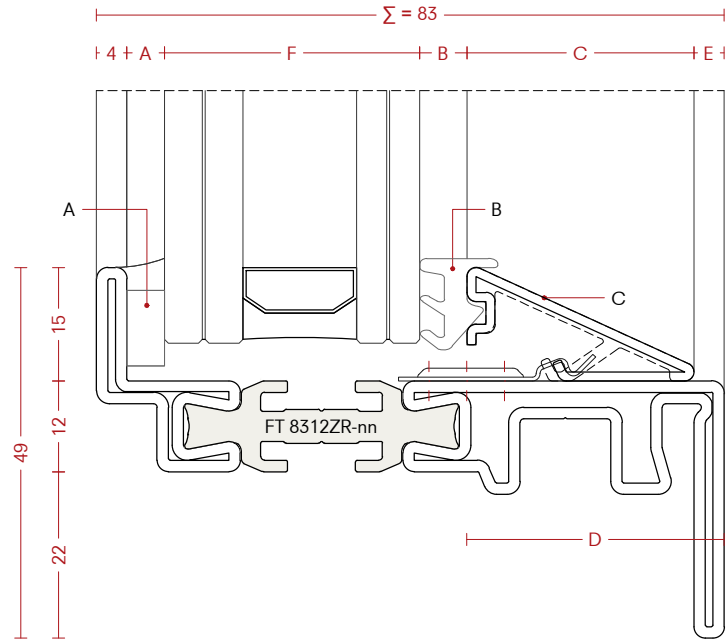
F mm	A		B		C mm	D E	
	code	mm	code	mm		mm	mm
29	G99103-62	5	G99218-60	6	30	39	9
30	G99103-62	5	G99217-60	5	30	39	9
31	G99103-62	5	G99216-60	4	30	39	9
32	G99102-61	3	G99217-60	5	30	39	9
33	G99102-61	3	G99216-60	4	30	39	9
34	G99102-61	3	G99215-60	3	30	39	9
34	G99103-62	5	G99218-60	6	30	39	4
35	G99103-62	5	G99217-60	5	30	39	4
36	G99103-62	5	G99216-60	4	30	39	4
37	G99102-61	3	G99217-60	5	30	39	4
38	G99102-61	3	G99216-60	4	30	39	4
39	G99102-61	3	G99215-60	3	30	39	4



* Glazing table for 83 mm depth profiles.

* Verglasungstisch für 83 mm Tiefenprofile.

* Table de vitrage pour profils de 83 mm de profondeur.



Glazing table

Verglasungstabelle

Tableau de vitrage

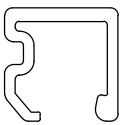
00 - Aluminium

00 - Aluminium

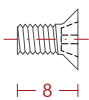
00 - Aluminium

F mm	A		B		C mm	D mm	E mm
	code	mm	code	mm			
44	G99108-60 / G99103-62	5	G99218-60	6	15	8.5 / 16.5	1 / 9
45	G99103-62	5	G99217-60	5	15	8.5 / 16.5	1 / 9
46	G99107-60 / G99102-61	3	G99218-60	6	15	8.5 / 16.5	1 / 9
47	G99107-60 / G99102-61	3	G99217-60	5	15	8.5 / 16.5	1 / 9
48	G99107-60 / G99102-61	3	G99216-60	4	15	8.5 / 16.5	1 / 9
49	G99107-60 / G99102-61	3	G99215-60	3	15	8.5 / 16.5	1 / 9

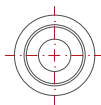
15



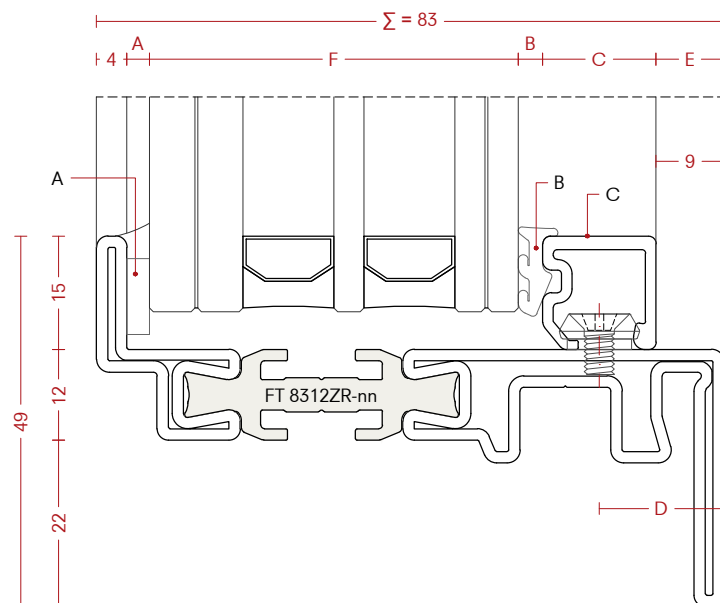
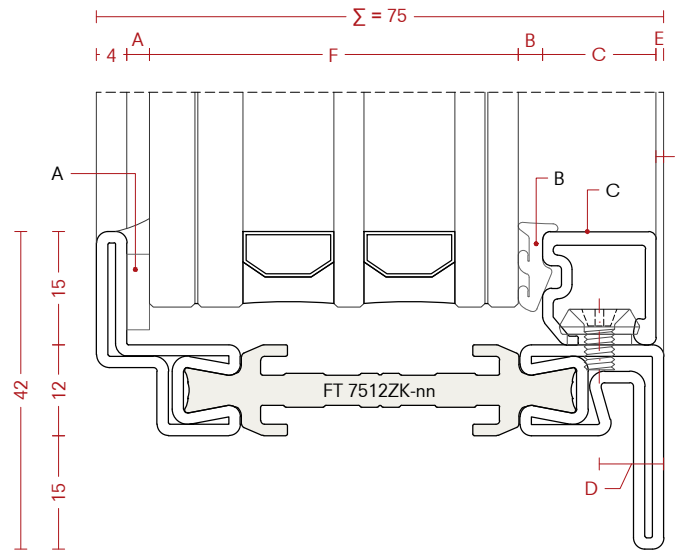
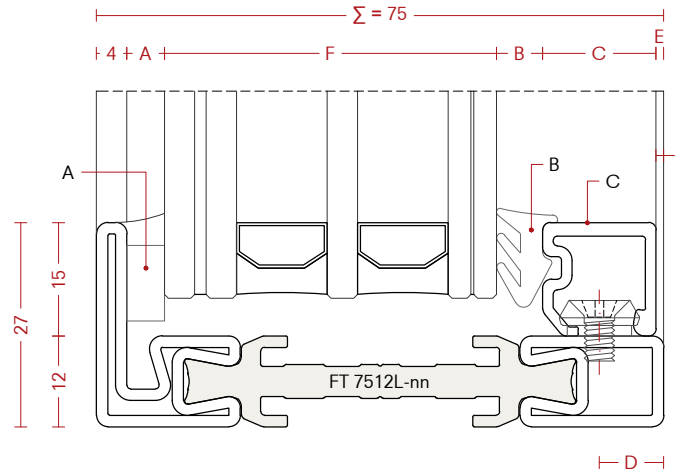
FV 1515R-00



D99980-02
M4 x 8 mm



F99063-03



Glazing table


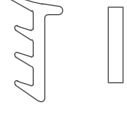


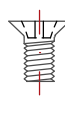
- 00 - Aluminium
- 02 - Galvanized steel
- 05 - Stainless steel AISI 316L 2B
- 07 - Cor-Ten steel
- 12 - Bright steel

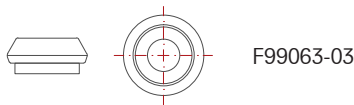
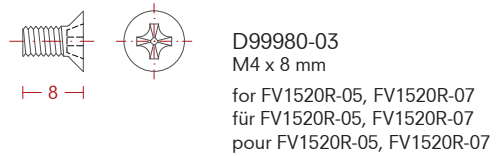
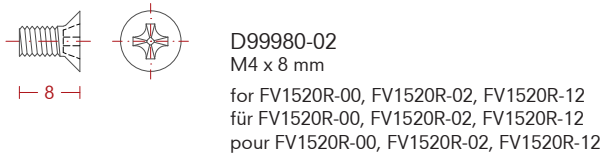
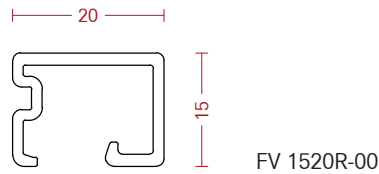
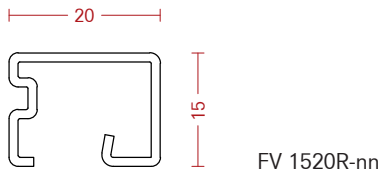
Verglasungstabelle

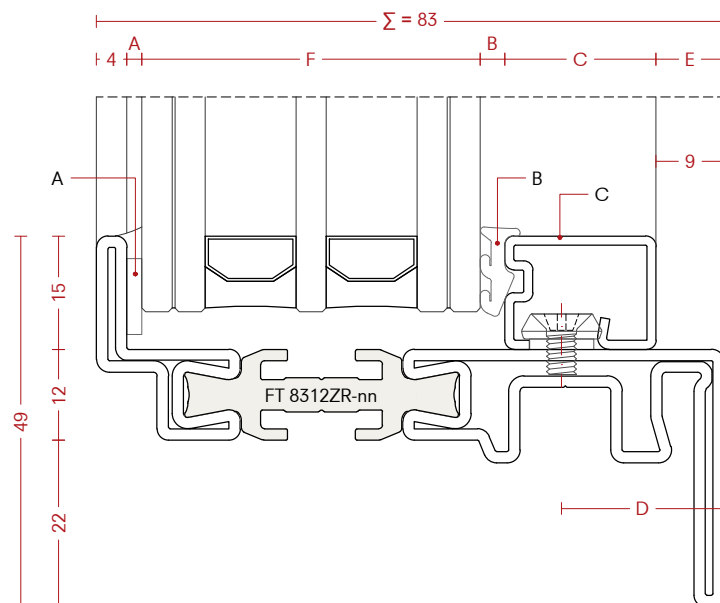
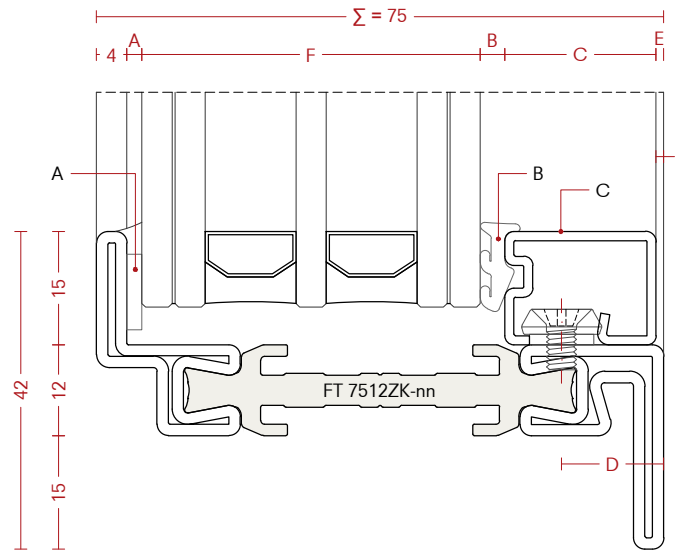
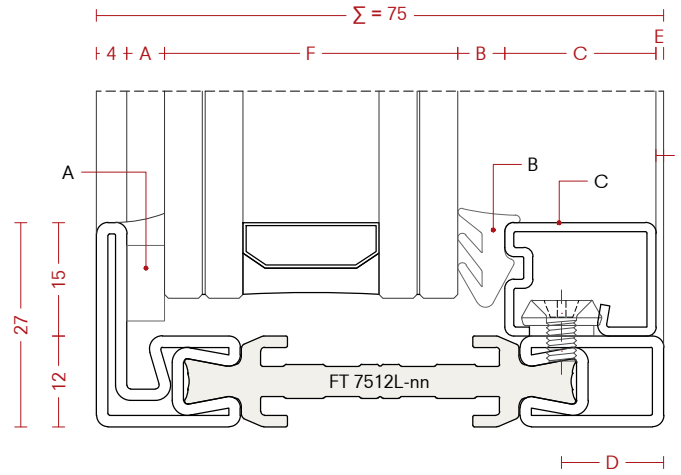
- 00 - Aluminium
- 02 - Stahl bandverzinkt
- 05 - Edelstahl 1.4404 2B
- 07 - Cor-Ten-Stahl
- 12 - Stahl blank

Tableau de vitrage

- 00 - Aluminium
- 02 - Acier galvanisé
- 05 - Acier inoxydable AISI 316L 2B
- 07 - Acier Cor-Ten
- 12 - Acier décapé

 F mm	 A code		 B code	mm	 C mm	 D mm	E mm
	mm	code					
39	G99108-60 / G99103-62	5	G99218-60	6	20	13.5 / 21.5	1 / 9
40	G99103-62	5	G99217-60	5	20	13.5 / 21.5	1 / 9
41	G99107-60 / G99102-61	3	G99218-60	6	20	13.5 / 21.5	1 / 9
42	G99107-60 / G99102-61	3	G99217-60	5	20	13.5 / 21.5	1 / 9
43	G99107-60 / G99102-61	3	G99216-60	4	20	13.5 / 21.5	1 / 9
44	G99107-60 / G99102-61	3	G99215-60	3	20	13.5 / 21.5	1 / 9





Glazing table






- 00 - Aluminium
- 02 - Galvanized steel
- 05 - Stainless steel AISI 316L 2B
- 07 - Cor-Ten steel
- 12 - Bright steel

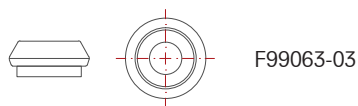
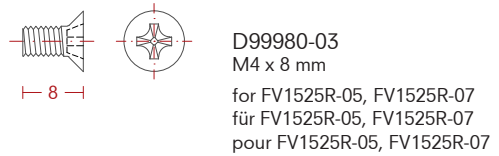
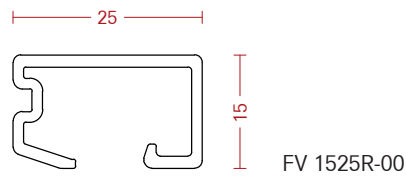
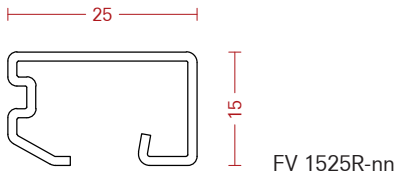
Verglasungstabelle

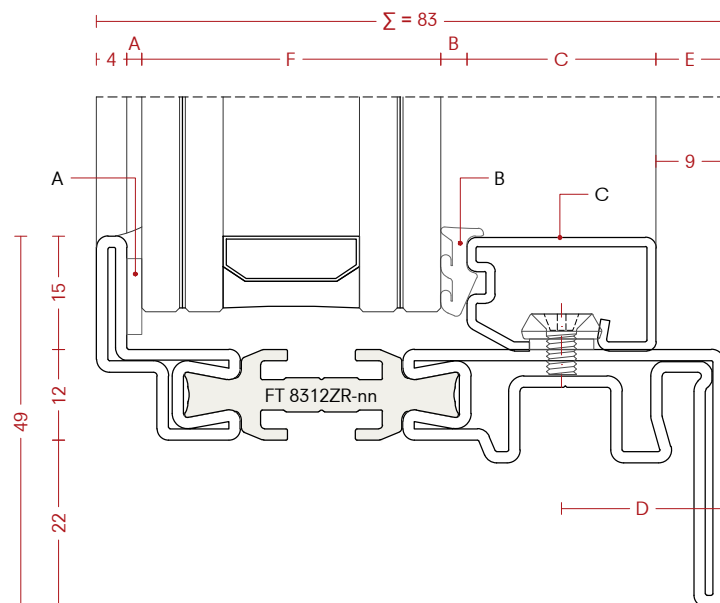
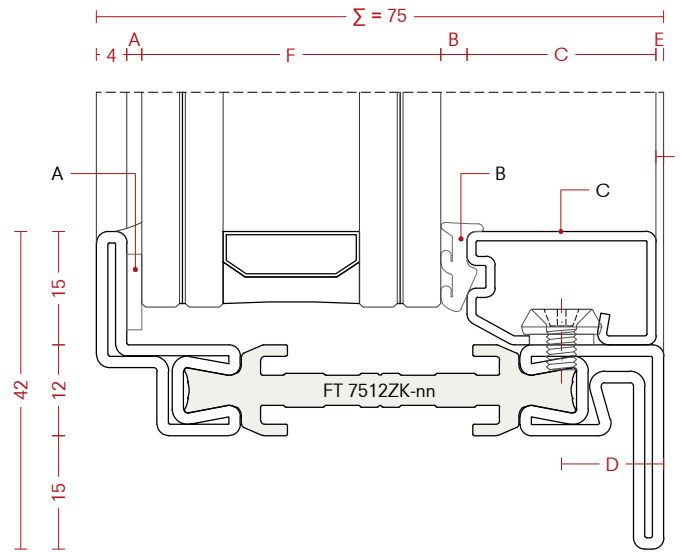
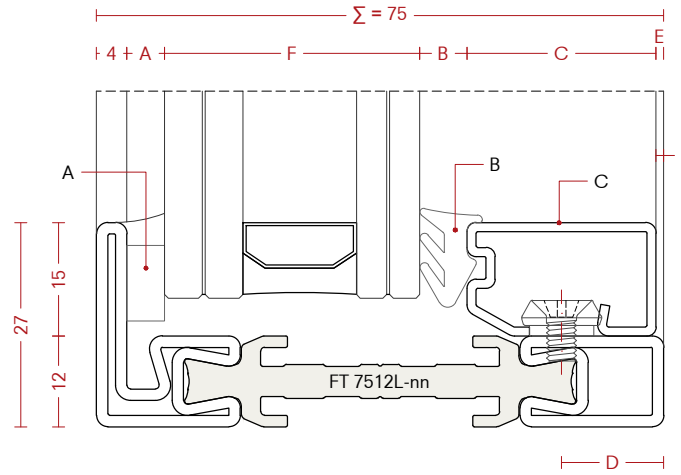
- 00 - Aluminium
- 02 - Stahl bandverzinkt
- 05 - Edelstahl 1.4404 2B
- 07 - Cor-Ten-Stahl
- 12 - Stahl blank

Tableau de vitrage

- 00 - Aluminium
- 02 - Acier galvanisé
- 05 - Acier inoxydable AISI 316L 2B
- 07 - Acier Cor-Ten
- 12 - Acier décapé

 F	 A		 B		 C	 D	E
	mm	code	mm	code			
34	G99108-60 / G99103-62	5	G99218-60	6	25	13.5 / 21.5	1 / 9
35	G99103-62	5	G99217-60	5	25	13.5 / 21.5	1 / 9
36	G99107-60 / G99102-61	3	G99218-60	6	25	13.5 / 21.5	1 / 9
37	G99107-60 / G99102-61	3	G99217-60	5	25	13.5 / 21.5	1 / 9
38	G99107-60 / G99102-61	3	G99216-60	4	25	13.5 / 21.5	1 / 9
39	G99107-60 / G99102-61	3	G99215-60	3	25	13.5 / 21.5	1 / 9





Glazing table

- 00 - Aluminium
- 02 - Galvanized steel
- 05 - Stainless steel AISI 316L 2B
- 07 - Cor-Ten steel
- 12 - Bright steel

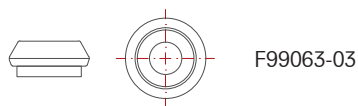
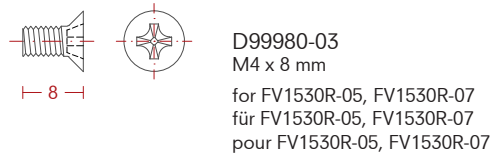
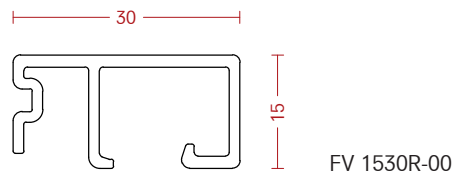
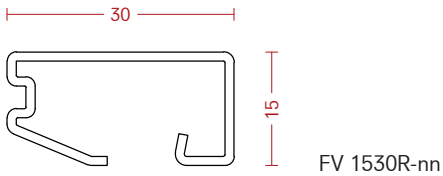
Verglasungstabelle

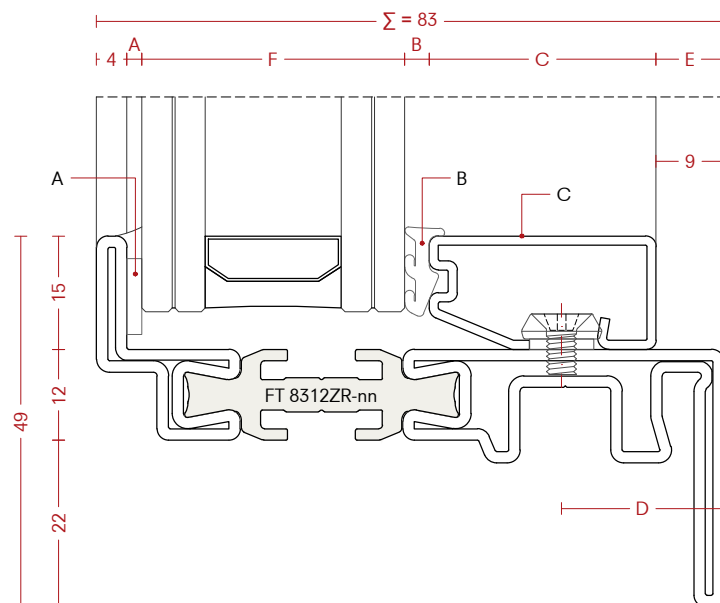
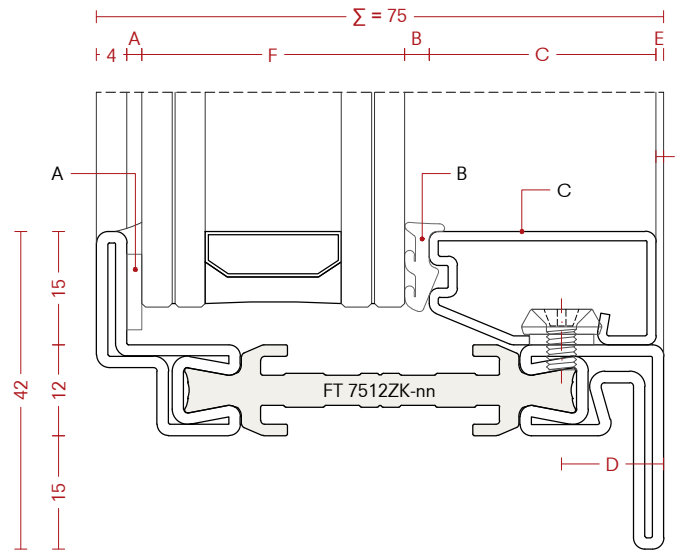
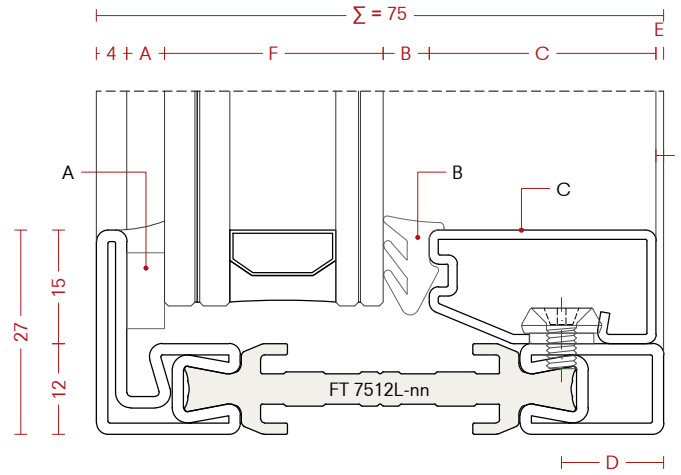
- 00 - Aluminium
- 02 - Stahl bandverzinkt
- 05 - Edelstahl 1.4404 2B
- 07 - Cor-Ten-Stahl
- 12 - Stahl blank

Tableau de vitrage

- 00 - Aluminium
- 02 - Acier galvanisé
- 05 - Acier inoxydable AISI 316L 2B
- 07 - Acier Cor-Ten
- 12 - Acier décapé

F mm	A		B		C mm	D mm	E mm
	code	mm	code	mm			
29	G99108-60 / G99103-62	5	G99218-60	6	30	13.5 / 21.5	1 / 9
30	G99103-62	5	G99217-60	5	30	13.5 / 21.5	1 / 9
31	G99107-60 / G99102-61	3	G99218-60	6	30	13.5 / 21.5	1 / 9
32	G99107-60 / G99102-61	3	G99217-60	5	30	13.5 / 21.5	1 / 9
33	G99107-60 / G99102-61	3	G99216-60	4	30	13.5 / 21.5	1 / 9
34	G99107-60 / G99102-61	3	G99215-60	3	30	13.5 / 21.5	1 / 9





Glazing table

Verglasungstabelle

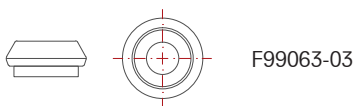
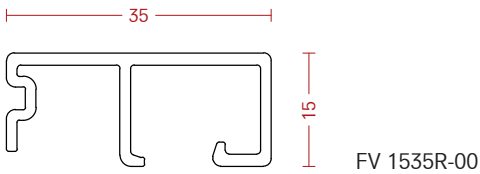
Tableau de vitrage

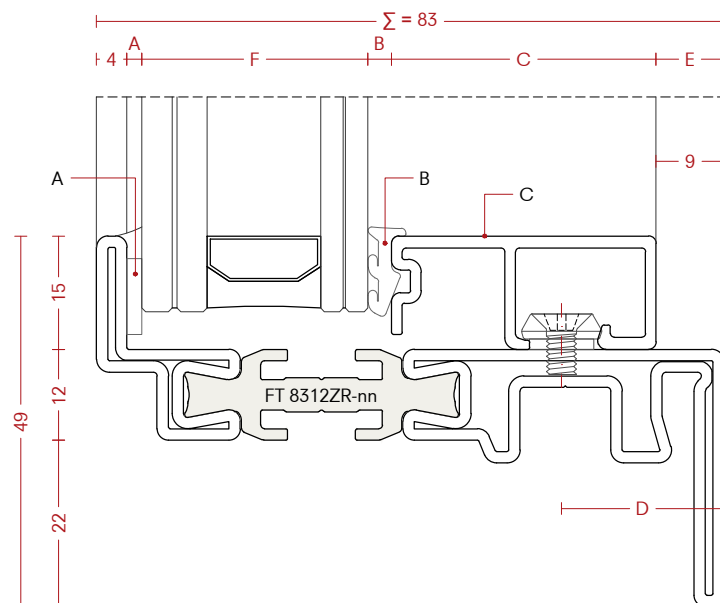
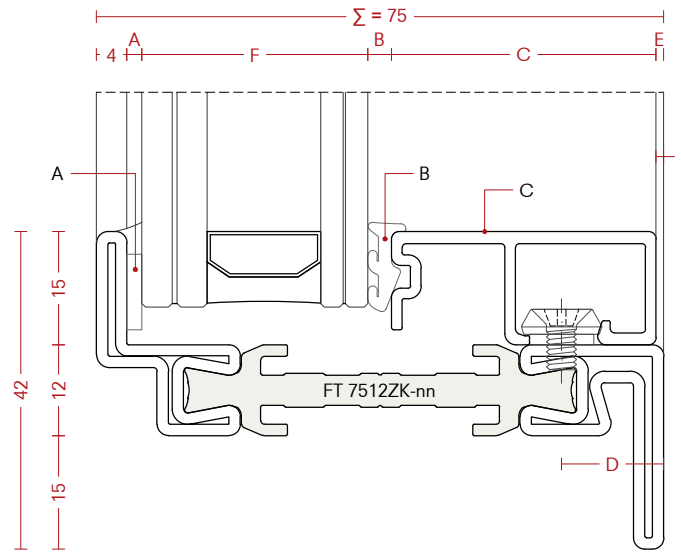
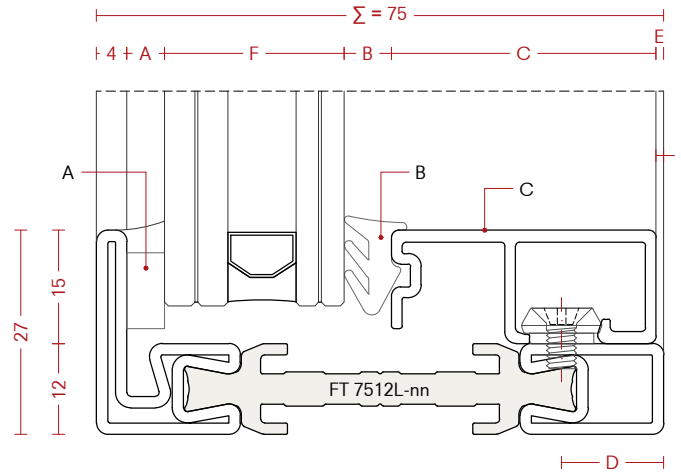
00 - Aluminium

00 - Aluminium

00 - Aluminium

F	A		B		C	D	E
mm	code	mm	code	mm	mm	mm	mm
24	G99108-60 / G99103-62	5	G99218-60	6	35	13.5 / 21.5	1 / 9
25	G99103-62	5	G99217-60	5	35	13.5 / 21.5	1 / 9
26	G99107-60 / G99102-61	3	G99218-60	6	35	13.5 / 21.5	1 / 9
27	G99107-60 / G99102-61	3	G99217-60	5	35	13.5 / 21.5	1 / 9
28	G99107-60 / G99102-61	3	G99216-60	4	35	13.5 / 21.5	1 / 9
29	G99107-60 / G99102-61	3	G99215-60	3	35	13.5 / 21.5	1 / 9





METALFORM

MASTERS OF METAL

UNITED KINGDOM

METALFORM

NORWAYMETAL LTD

53 Chelsea Manor Street

London, SW3 5RZ

SALES@METALFORM.UK

+44 20 81298814

GERMANY

METALFORM GMBH

Carl-Zeiss-Ring 15A

85737 Ismaning

SALES@METALFORMGROUP.DE

+49 17663630406

NORWAY

METALFORM AS

Brochmannsveien 2

1950 Rømskog

SALG@METALFORM.NO

+47 401 62 446

METALFORMGROUP

SALES@METALFORMGROUP.COM