

distinctive  
steel  
window  
systems

OTTOSTUMM | **mogs**

**Products**



### Swiss technology, italian design

Minimalistic windows and doors, large sliding and folding openings, hot-rolled steel windows with evocative appeal as well as customized solutions for curtain walls: Ottostumm | Mogs systems in steel and architectural bronze are characterised by a valuable and contemporary design, permeated with the finest Italian style and manufactured with Swiss state-of-the-art technology.

A profile design harmonized down to the smallest detail allows the production of high-quality windows and doors in combination with highly efficient insulating glass units. The very high quality of steel and bronze alloys and the variety of the Ottostumm | Mogs system range mean that there are virtually no limits to design creativity, both in modern architecture and in the restoration of historic and listed buildings.

Ottostumm | Mogs combines essential functions with unique design, and sets new standards with a timeless style.

### Tecnologia svizzera, design italiano

Porte e finestre, aperture scorrevoli anche di grandi dimensioni, FerroFinestra e facciate continue: i serramenti realizzati con i sistemi Ottostumm | Mogs in acciaio e Bronzo Architettonico sono caratterizzati da un design essenziale e contemporaneo, permeato del miglior gusto italiano e supportato dall'alta tecnologia svizzera.

Lo studio attento del design dei profili - prodotti in linee ad alta precisione svizzera - garantisce la realizzazione di serramenti perfetti, e permette l'inserimento di lastre vetrate di ultima generazione. L'alta qualità delle leghe di acciaio e di bronzo, lo spessore adeguato della lamiera, la versatilità e l'ampiezza di gamma, fanno dei sistemi Ottostumm | Mogs la soluzione di più alto valore a qualsiasi esigenza progettuale, sia nell'architettura moderna che negli interventi di riqualificazione urbana.

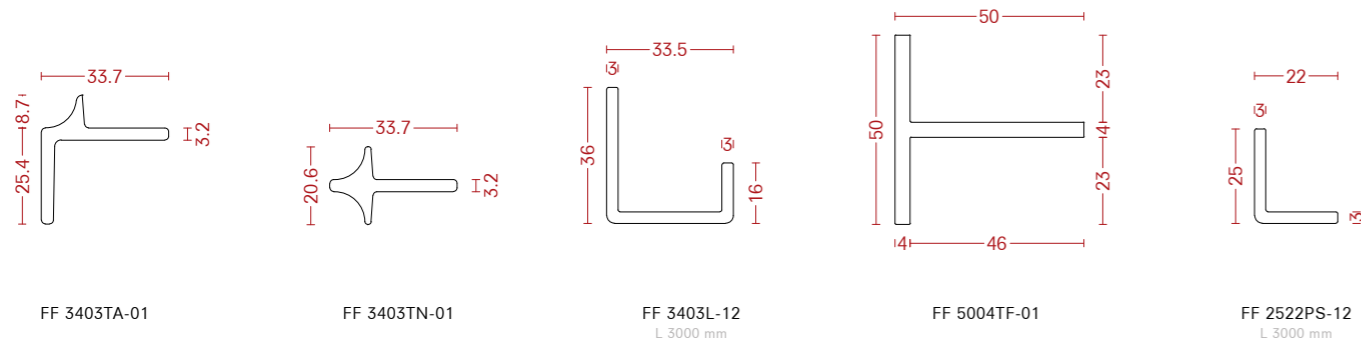
Con un comune intento: raggiungere l'essenza della funzione, e tradurla in uno stile senza tempo.



# FerroFinestra Stucco

profile range

-01 Hot rolled steel -12 Bright steel



glazing beads

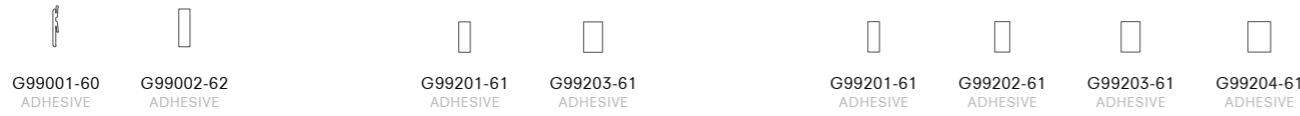
-01 Hot rolled steel



FV 1010R-01

gaskets

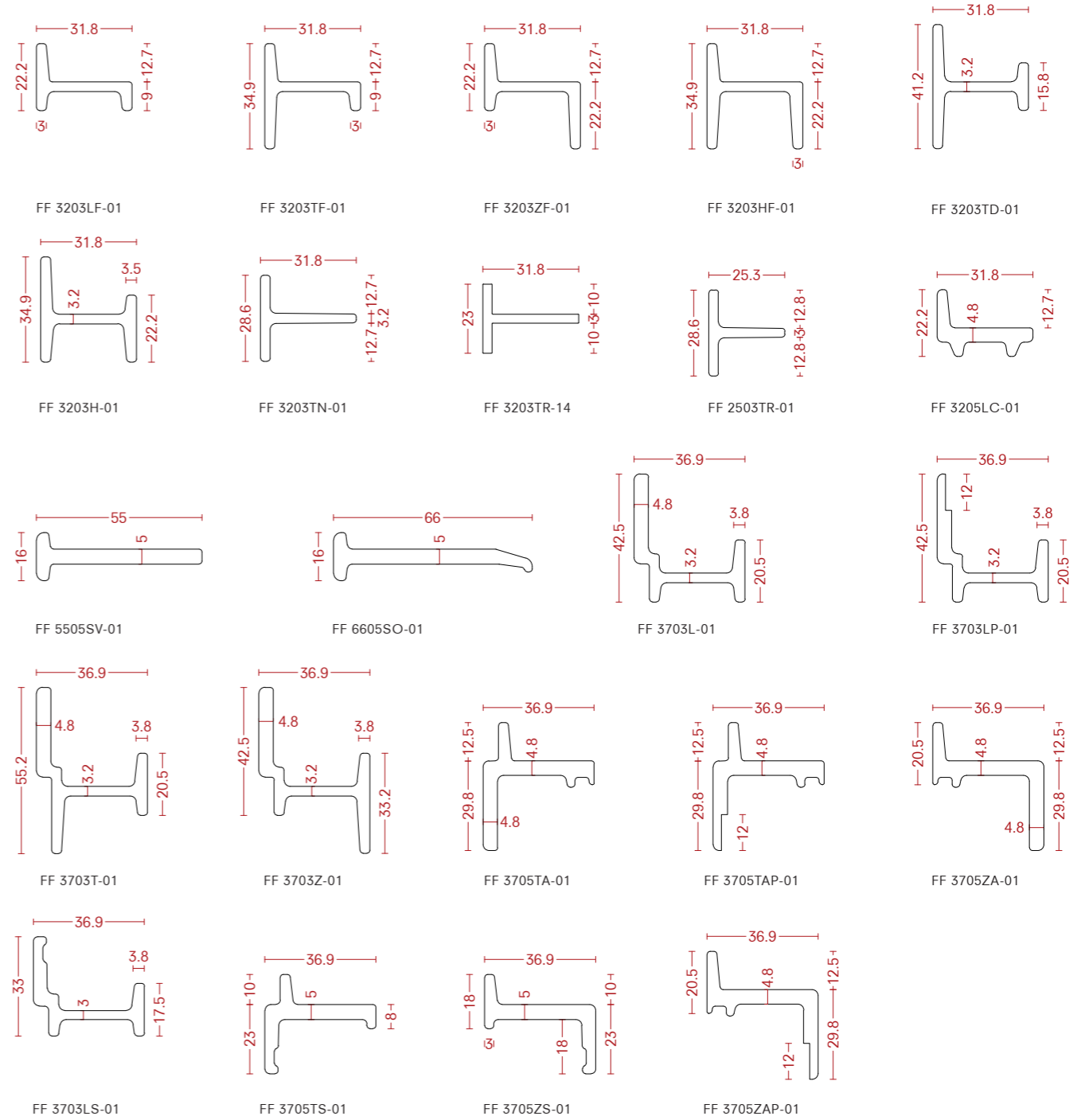
-60 Black EPDM -61 Neoprene -62 PVC



# FerroFinestra W20

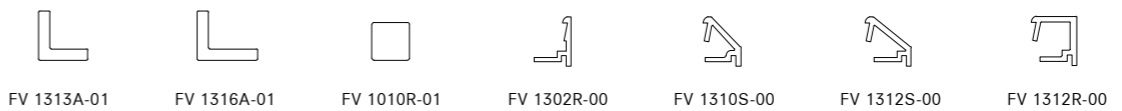
profile range

-01 Hot rolled steel -14 Laser welded and sand blasted steel



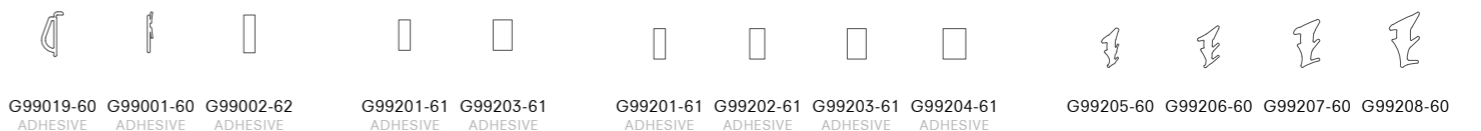
glazing beads

-00 Aluminium -01 Hot rolled steel



gaskets

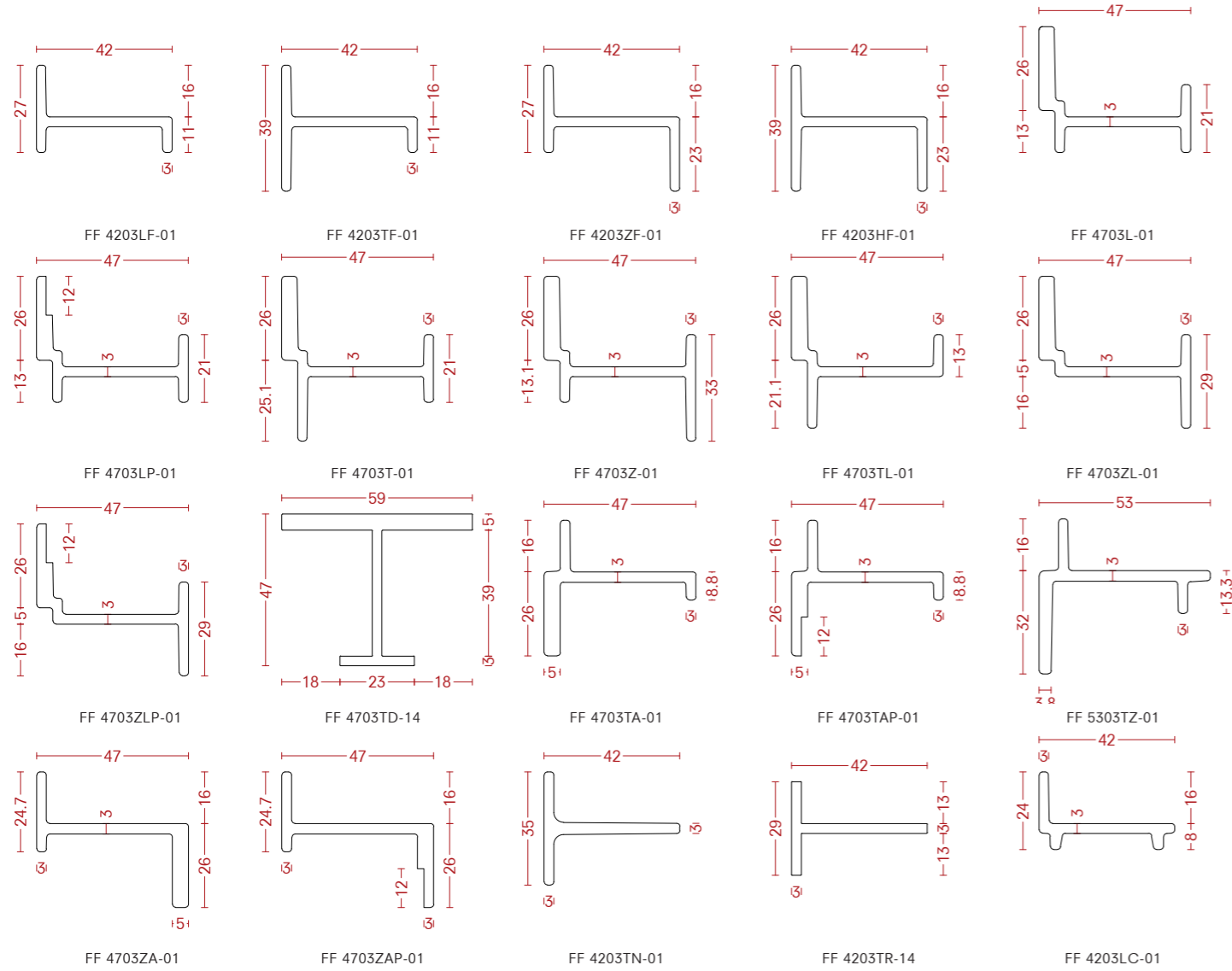
-60 Black EPDM -61 Neoprene -62 PVC



# FerroFinestra W40

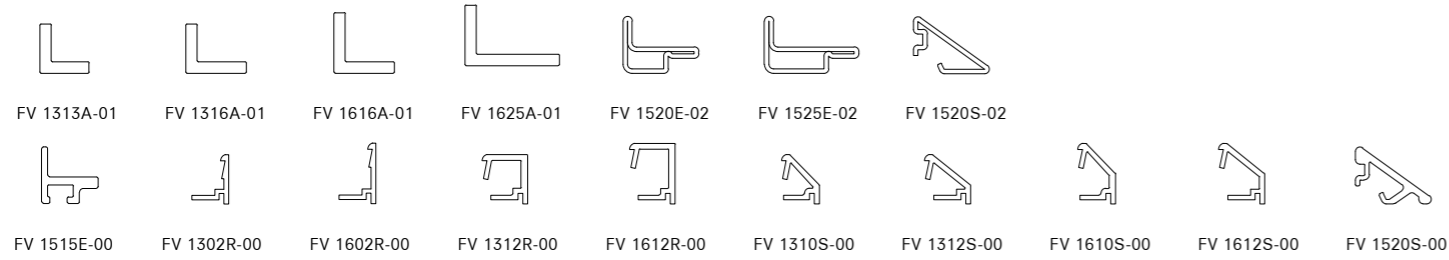
## profile range

-01 Hot rolled steel -14 Laser welded and sand blasted steel



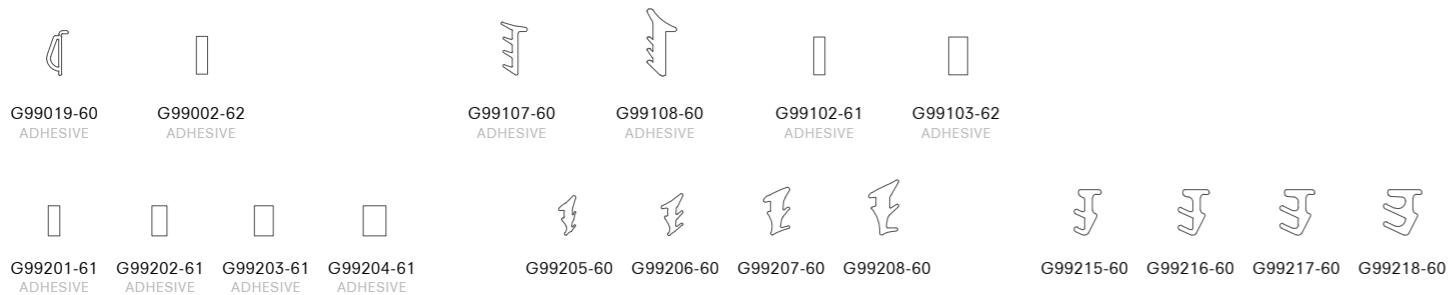
## glazing beads

-00 Aluminium -01 Hot rolled steel -02 Galvanized steel



## gaskets

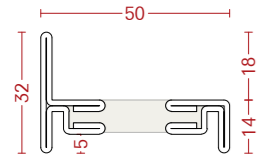
-60 Black EPDM -61 Neoprene -62 PVC



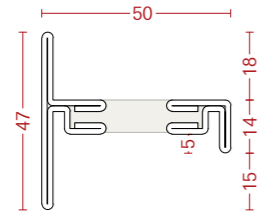
# FerroFinestra W50 TB

profile range

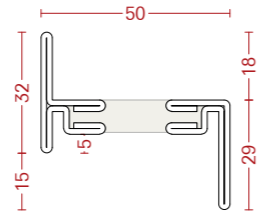
-00 Aluminium -02 Galvanized steel



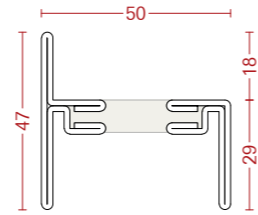
FT 5009LF-02



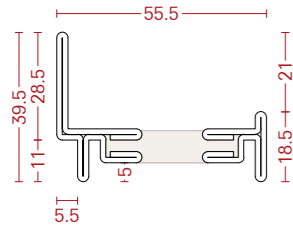
FT 5009TF-02



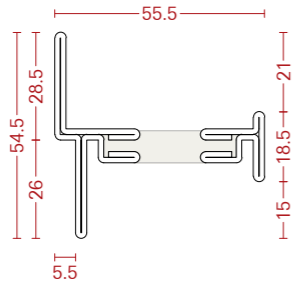
FT 5009ZF-02



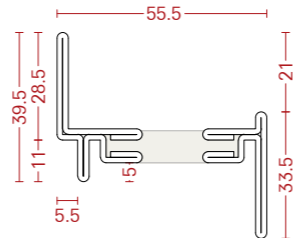
FT 5009HF-02



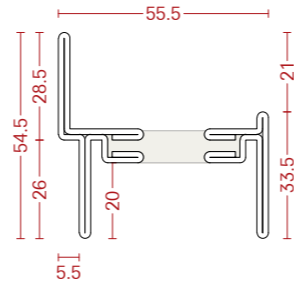
FT 5509L-02



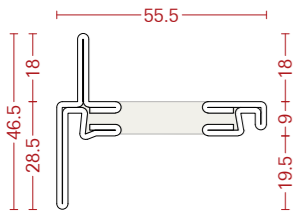
FT 5509T-02



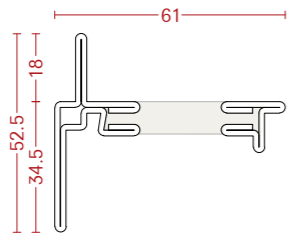
FT 5509Z-02



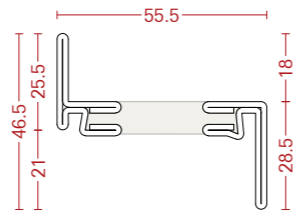
FT 5509H-02



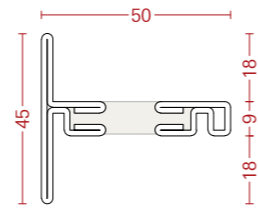
FT 5509TA-02



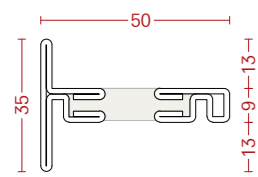
FT 6109TZ-02



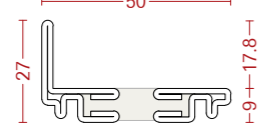
FT 5509ZA-02



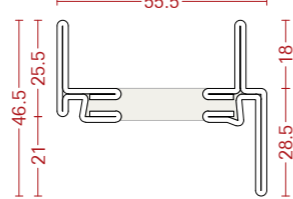
FT 5009TN-02



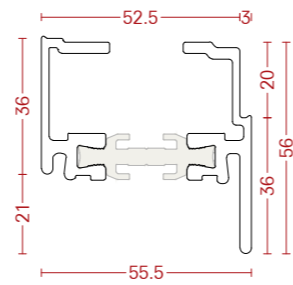
FT 5009TR-02



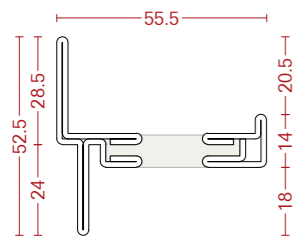
FT 5009LC-02



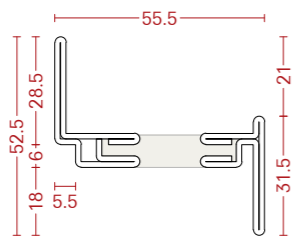
FT 5509HP-02



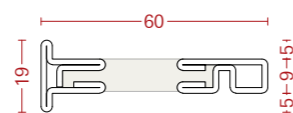
FT 5512RS-00



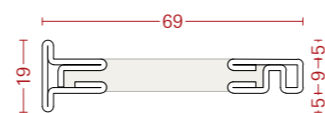
FT 5509TL-02



FT 5509ZL-02



FT 6009SV-02



FT 6909SO-02

## glazing beads

-00 Aluminium -01 Hot rolled steel -02 Galvanized steel

\*on request - minimum quantity required



FV 1515A-02 FV 1815A-02 FV 1525A-01 FV 1515D-02 \* FV 1815D-02 \* FV 1803R-02 FV 1807R-02 FV 1810R-02 FV 1813R-02 FV 1816R-02



FV 1302R-00 FV 1602R-00 FV 1312R-00 FV 1612R-00 FV 1310S-00 FV 1312S-00 FV 1610S-00 FV 1612S-00 FV 1312B-00 FV 1612B-00

## gaskets

-60 Black EPDM -61 Neoprene -62 PVC -77 White EPDM



G04016-60 G04018-60 G99002-62 ADHESIVE



G99107-60 ADHESIVE G99108-60 ADHESIVE G99102-61 ADHESIVE G99103-62 ADHESIVE



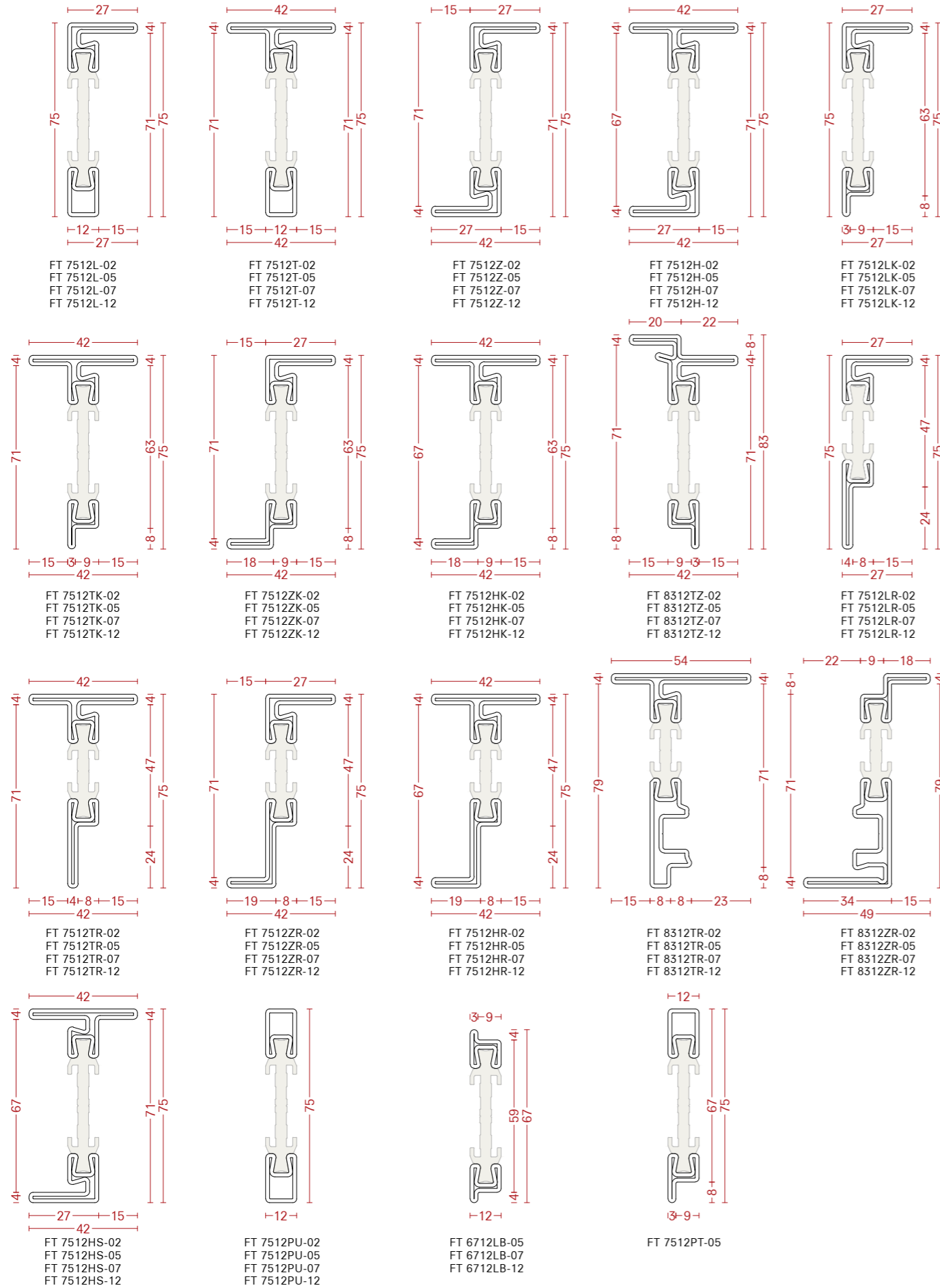
G99201-61 ADHESIVE G99202-61 ADHESIVE G99203-61 ADHESIVE G99204-61 ADHESIVE G99205-60 G99206-60 G99207-60 G99208-60



# FerroFinestra W75 TB

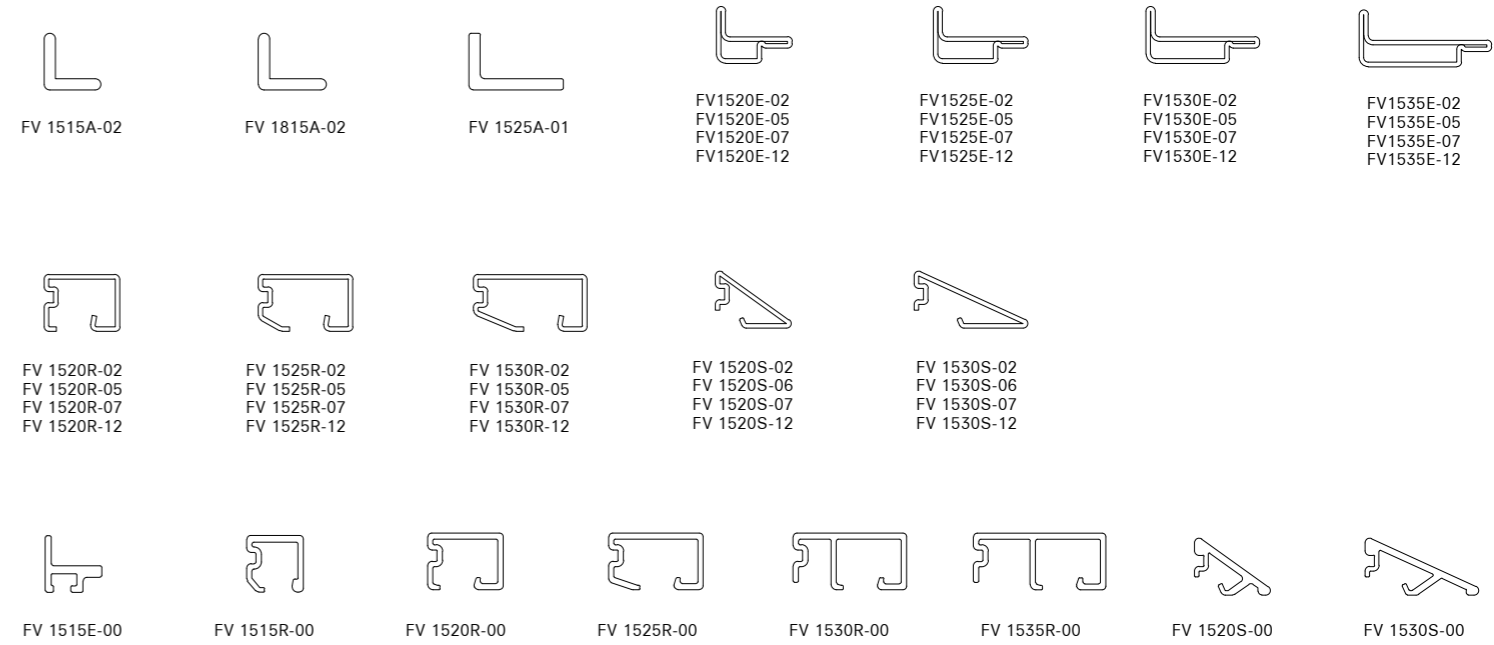
## profile range

-02 Galvanized steel -05 Stainless steel AISI 316L 2B -07 Cor-Ten steel -12 Bright steel



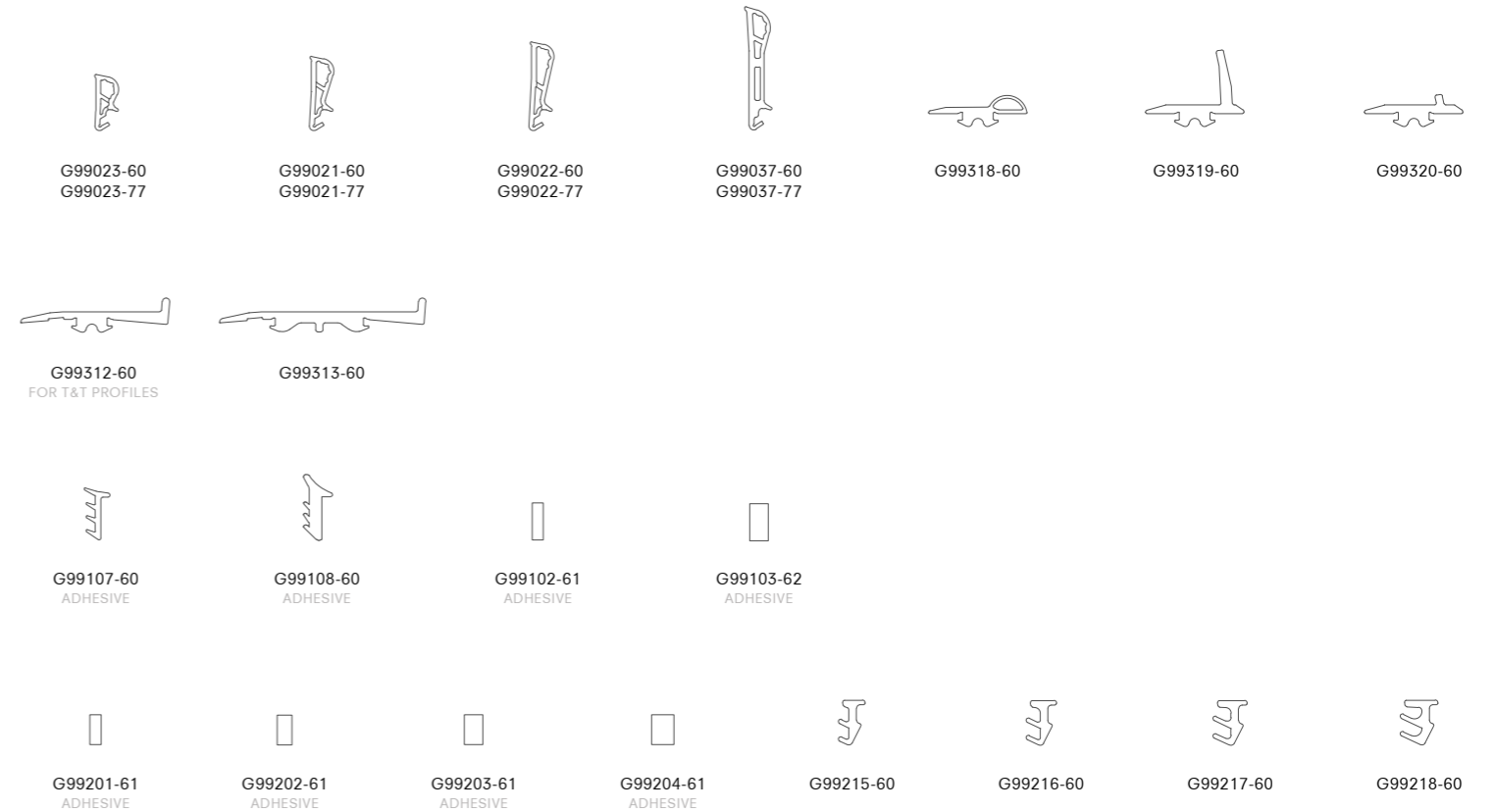
## glazing beads

-00 Aluminium -01 Hot rolled steel -02 Galvanized steel -05 Stainless steel AISI 316L 2B -06 Satin stainless steel AISI 316L  
-07 Cor-Ten steel -12 Bright steel



## gaskets

-60 Black EPDM -61 Neoprene -62 PVC -77 White EPDM





0,00 - 24,00  
suvi- ja yöajaksi  
0,00 - 24,00

WONYSO

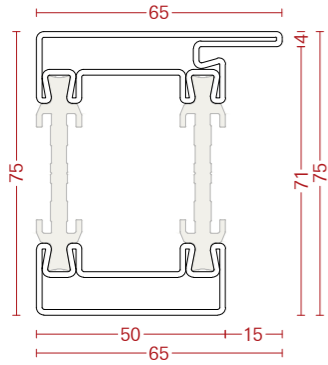
MAKSI LOMAZZO



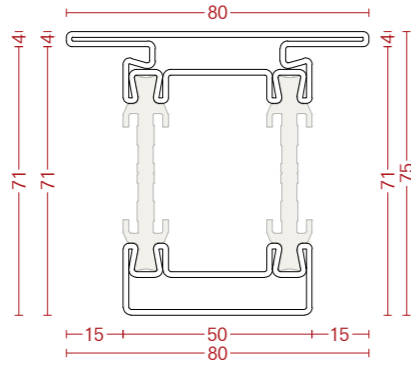
# FerroFinestra D75 TB

profile range

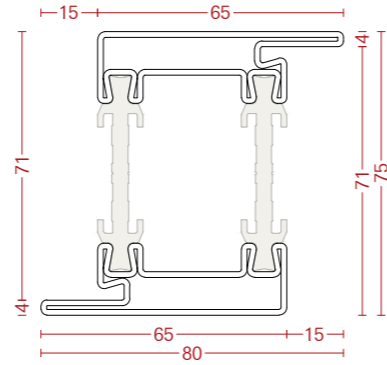
-02 Galvanized steel -05 Stainless steel AISI 316L 2B -07 Cor-Ten steel -12 Bright steel



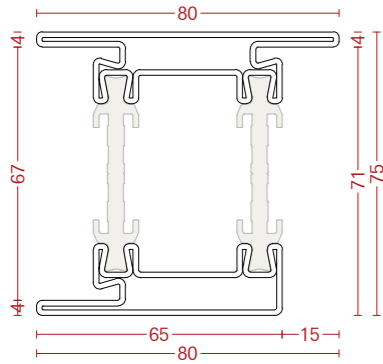
FT 7550LF-02  
FT 7550LF-05  
FT 7550LF-07  
FT 7550LF-12



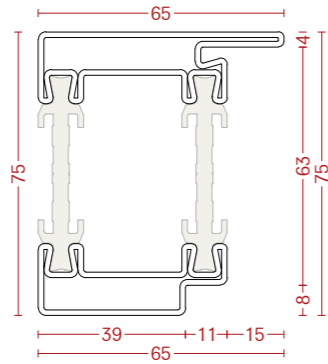
FT 7550TF-02  
FT 7550TF-05  
FT 7550TF-07  
FT 7550TF-12



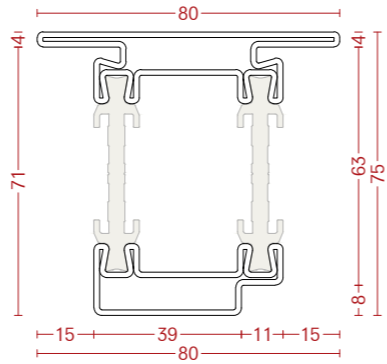
FT 7550ZF-02  
FT 7550ZF-05  
FT 7550ZF-07  
FT 7550ZF-12



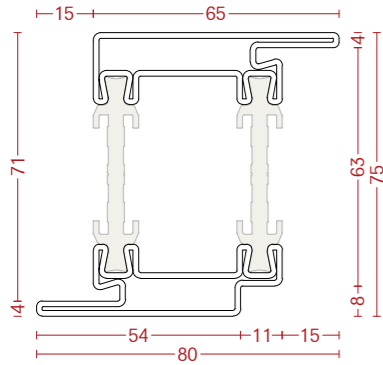
FT 7550HF-02  
FT 7550HF-05  
FT 7550HF-07  
FT 7550HF-12



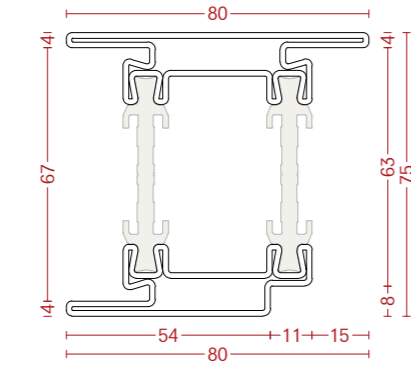
FT 7550L-02  
FT 7550L-05  
FT 7550L-07  
FT 7550L-12



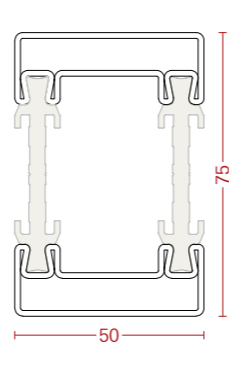
FT 7550T-02  
FT 7550T-05  
FT 7550T-07  
FT 7550T-12



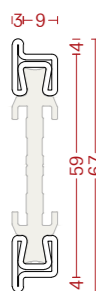
FT 7550Z-02  
FT 7550Z-05  
FT 7550Z-07  
FT 7550Z-12



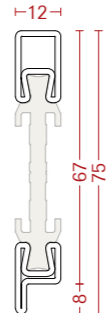
FT 7550H-02  
FT 7550H-05  
FT 7550H-07  
FT 7550H-12



FT 7550PU-02  
FT 7550PU-05  
FT 7550PU-07  
FT 7550PU-12



FT 6712LB-05  
FT 6712LB-07  
FT 6712LB-12



FT 7512PT-05

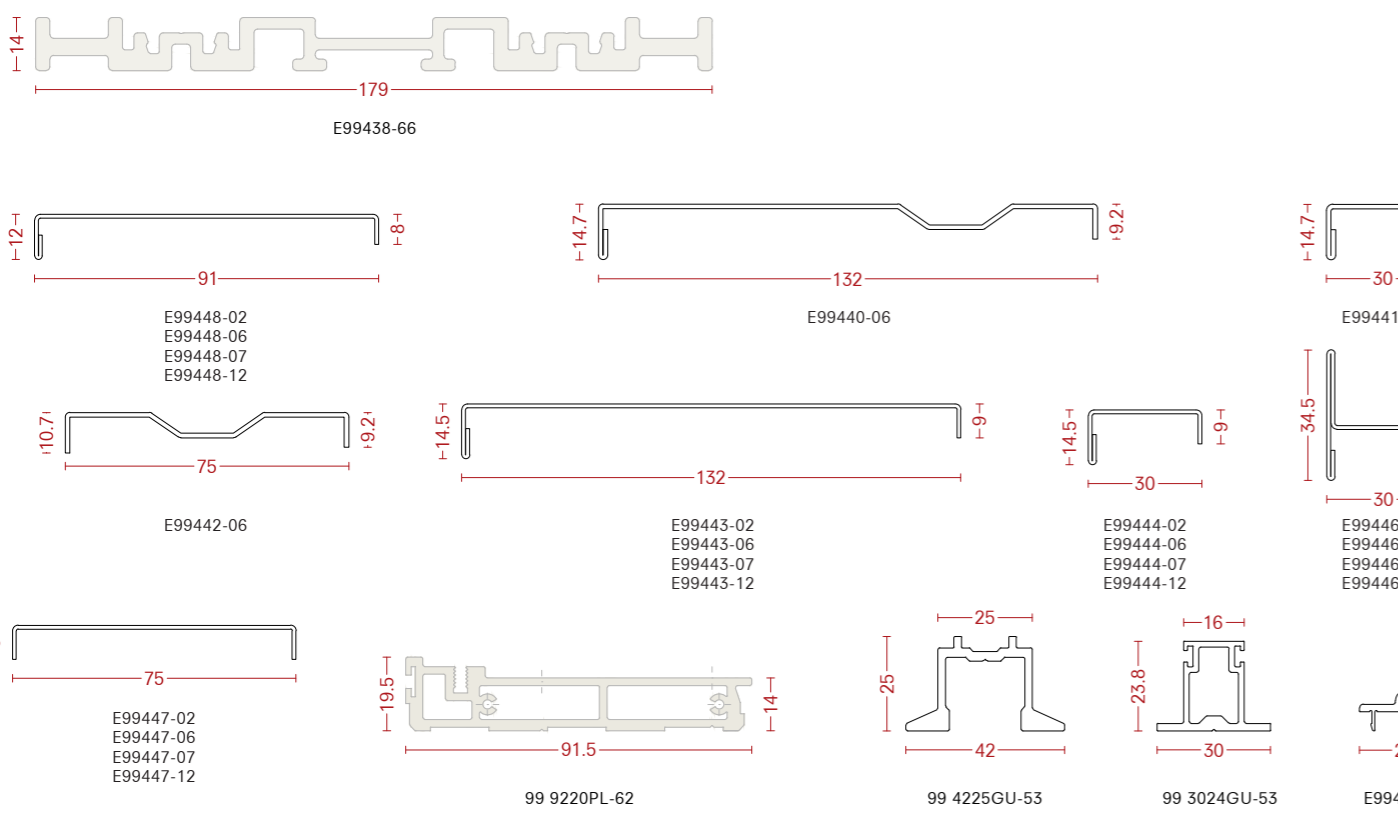
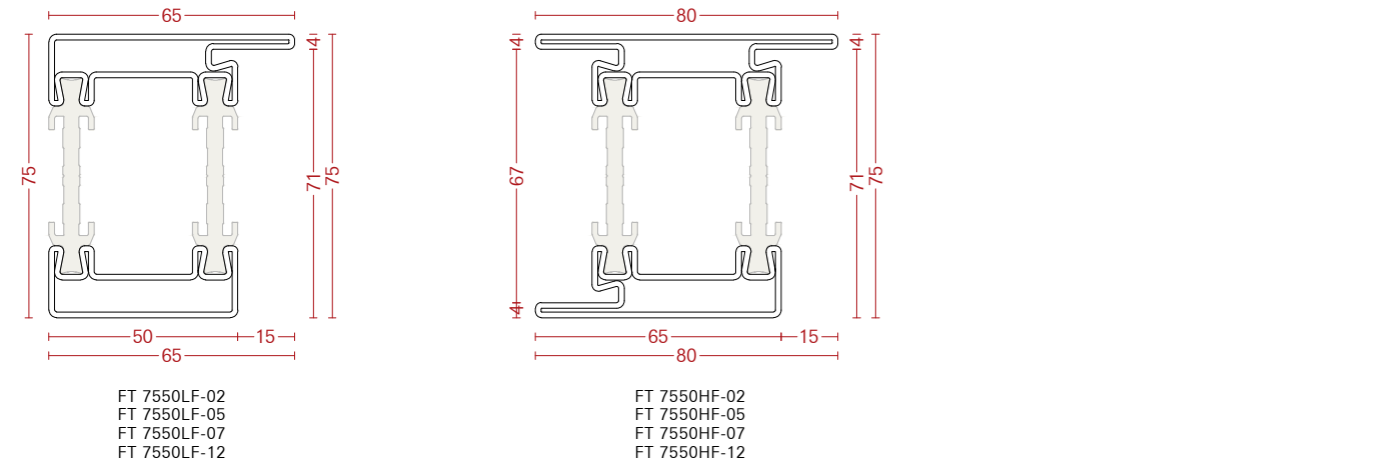
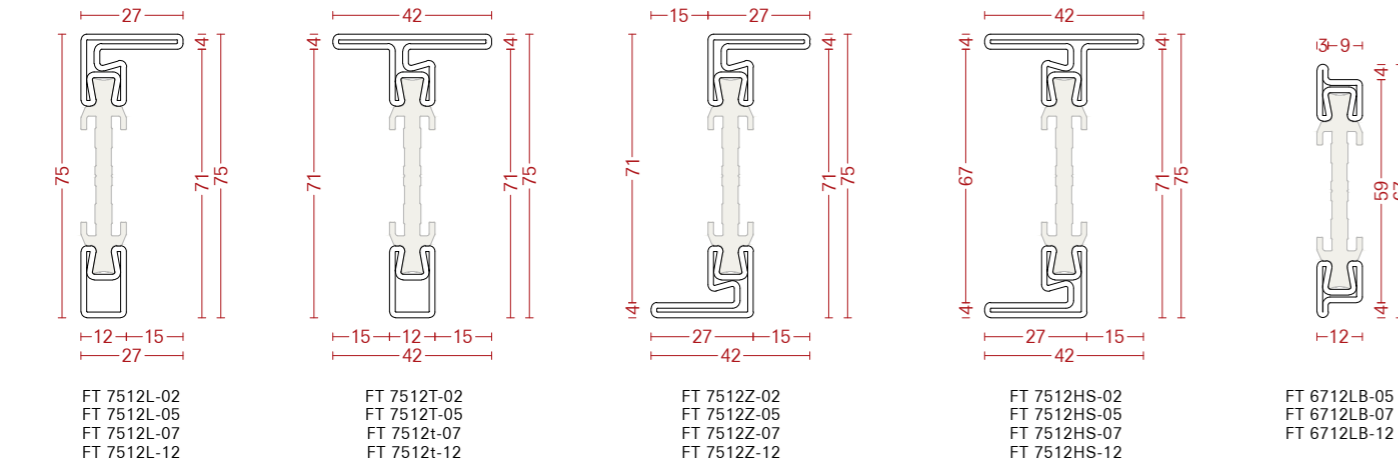


FOR GLAZING BEADS AND GASKETS, PLEASE SEE FERROFINESTRA W75 TB.

# FerroFinestra WLS75 TB - Lift&Slide

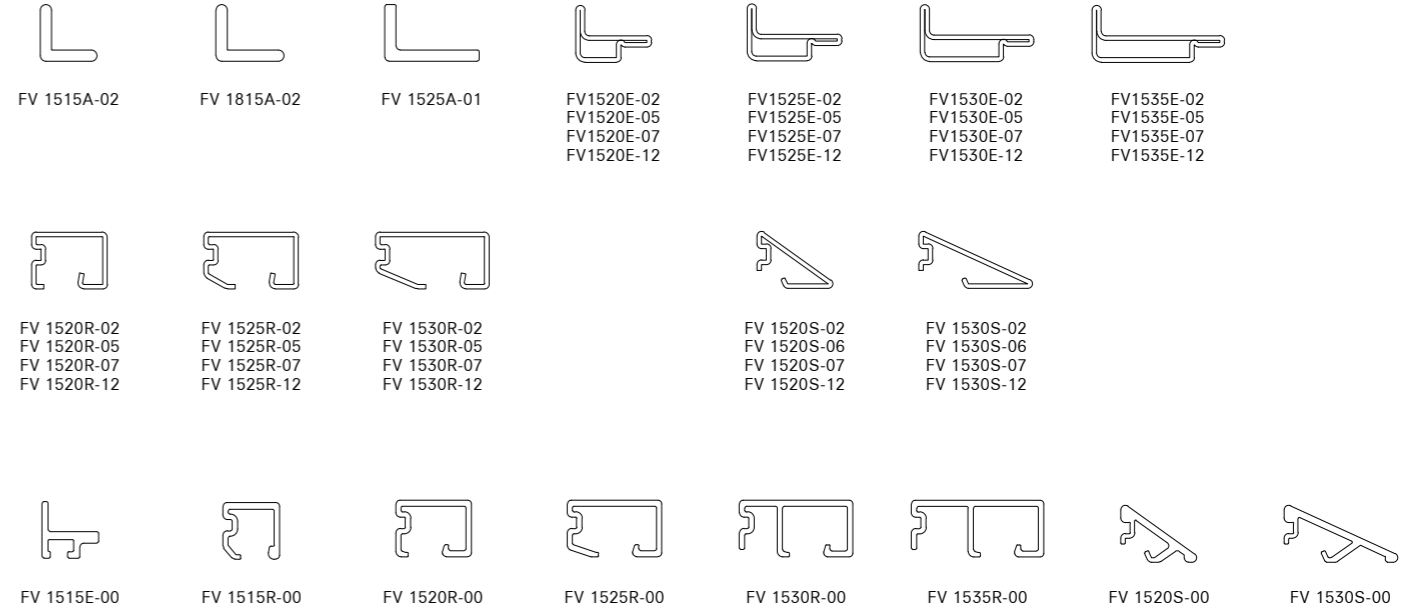
## profile range

-02 Galvanized steel -05 Stainless steel AISI 316L 2B -06 Satin stainless steel AISI 316L -07 Cor-Ten steel -12 Bright steel  
 -53 Aluminium electrocolor black -62 PVC -66 GRP




## glazing beads

-00 Aluminium -01 Hot rolled steel -02 Galvanized steel -03 Stainless steel AISI 304 2B -05 Stainless steel AISI 316L 2B  
 -06 Satin stainless steel AISI 316L -07 Cor-Ten steel -12 Bright steel



## gaskets

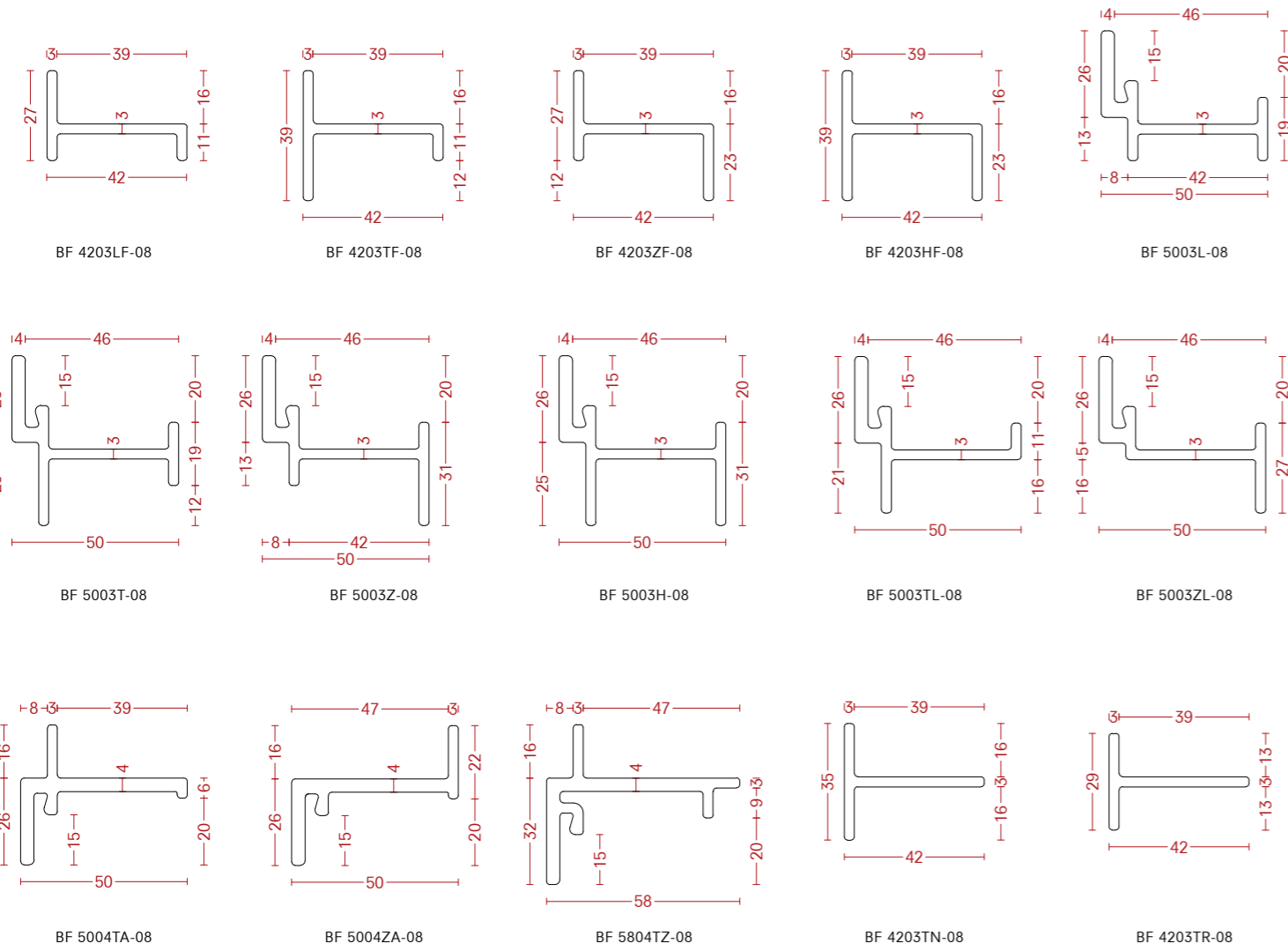
-60 Black EPDM -61 Neoprene -62 PVC -64 Silicone -77 White EPDM



# BronzoFinestra B40

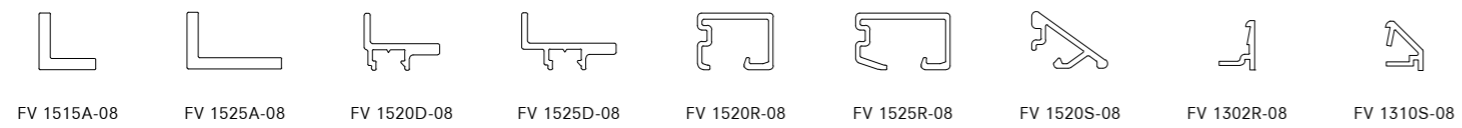
## profile range

-08 Architectural bronze



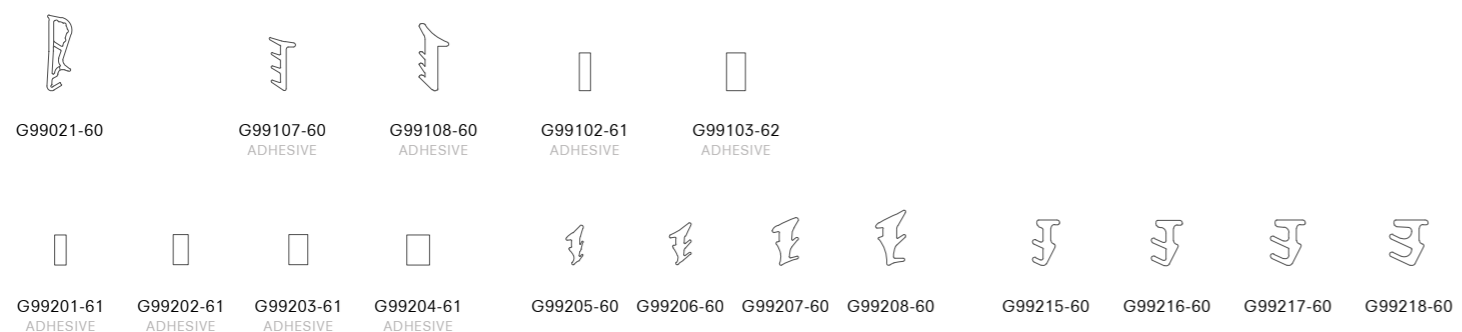
## glazing beads

-08 Architectural bronze



## gaskets

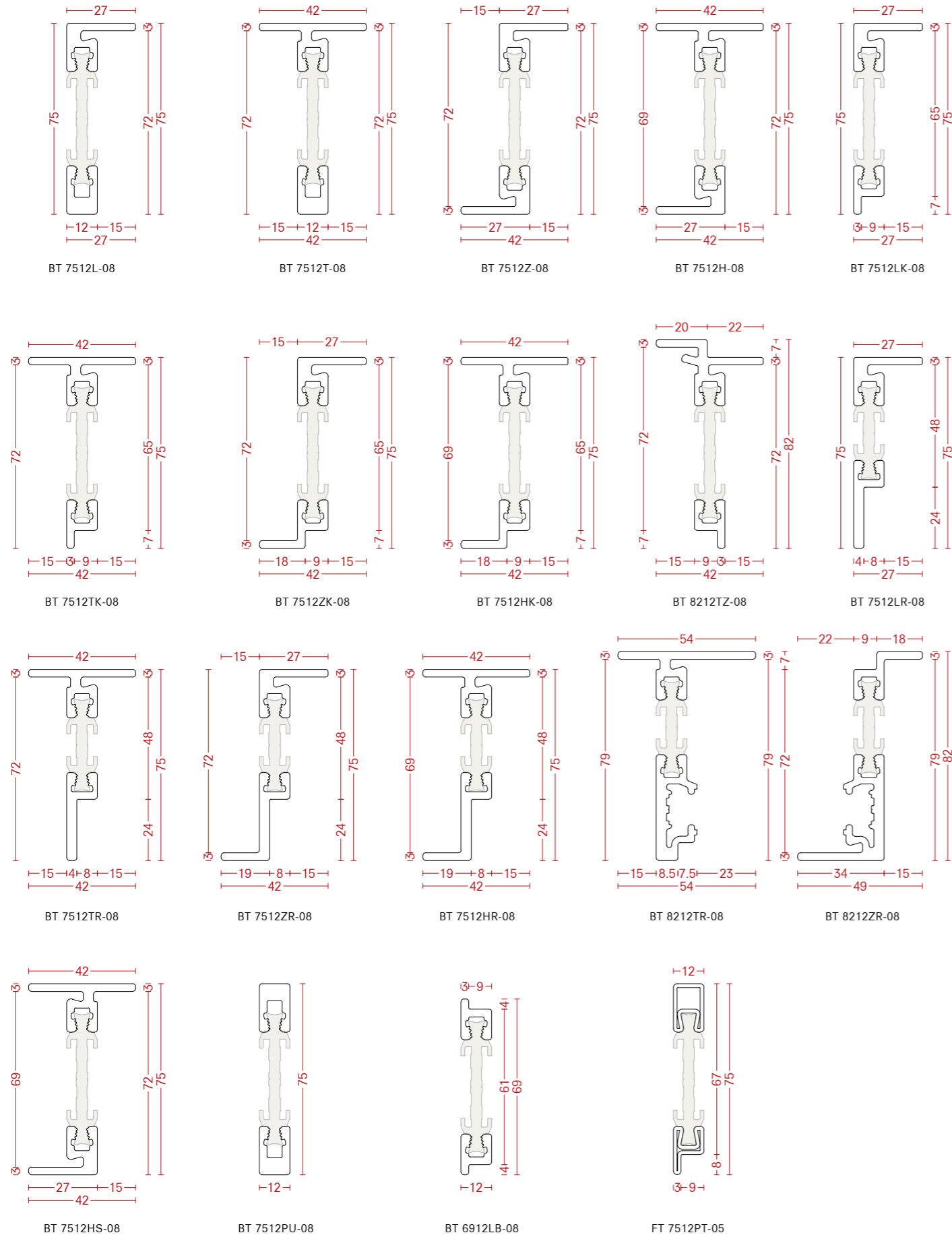
-60 Black EPDM -61 Neoprene -62 PVC



# BronzoFinestra B75 TB

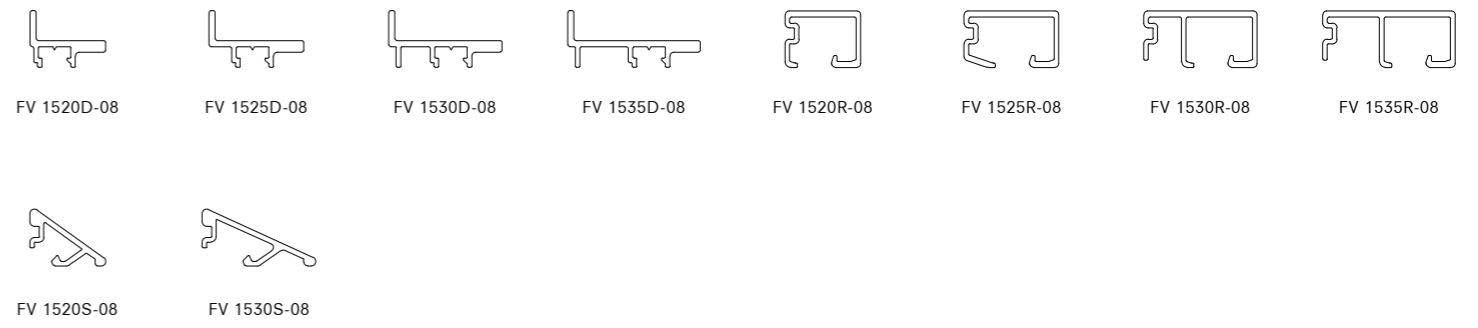
profile range

-05 Stainless steel AISI 316L 2B -08 Architectural bronze



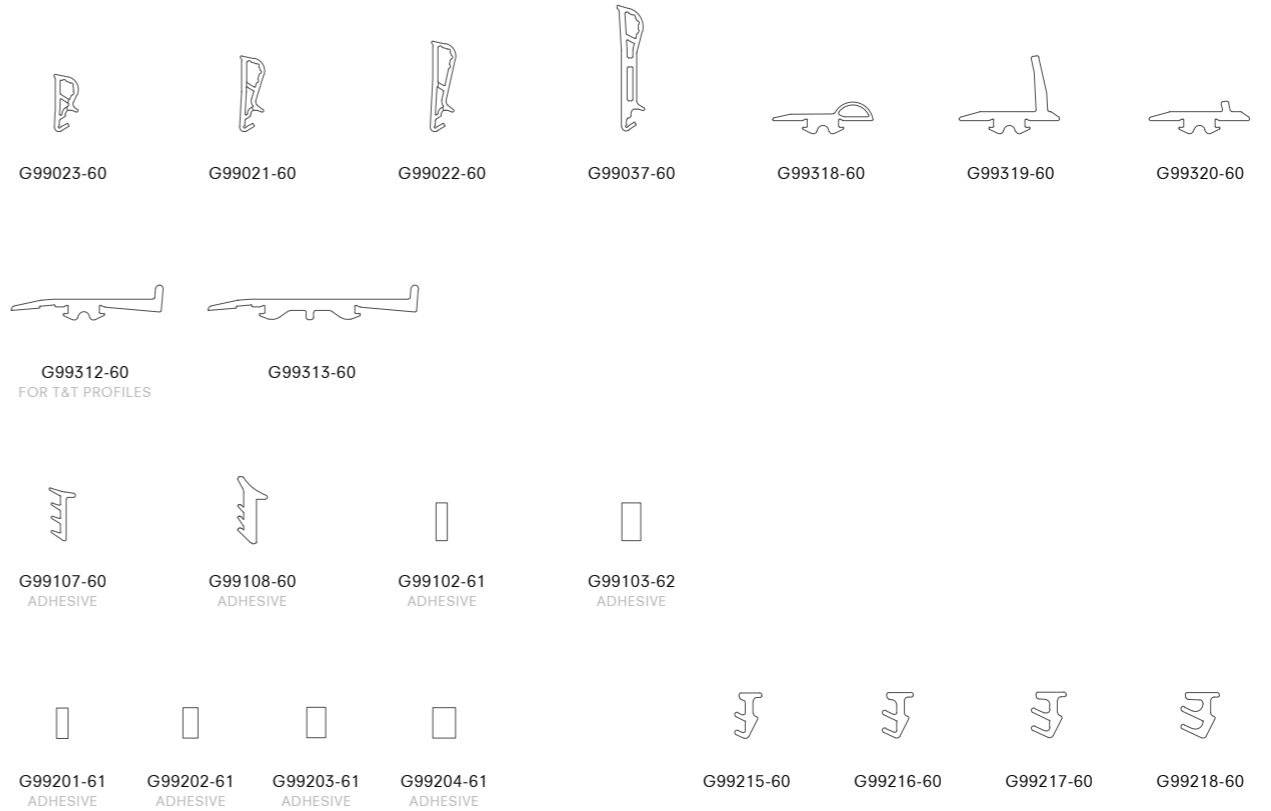
## glazing beads

-08 Architectural bronze



## gaskets

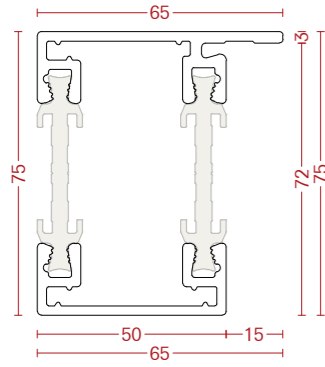
-60 Black EPDM -61 Neoprene -62 PVC



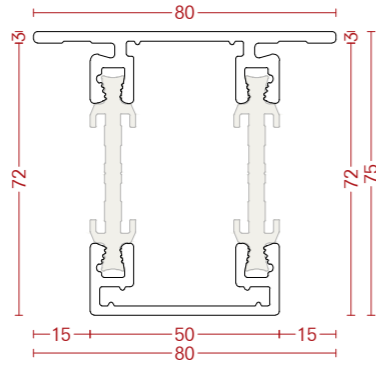
# BronzoFinestra DB75 TB

profile range

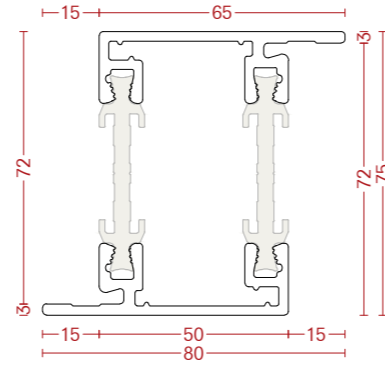
-05 Stainless steel AISI 316L 2B -08 Architectural bronze



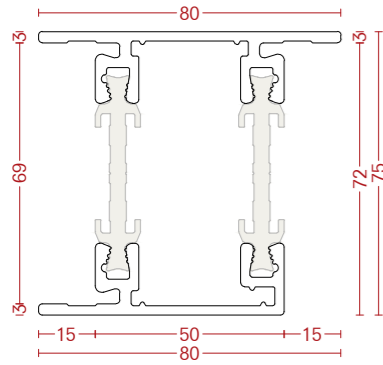
BT 7550LF-08



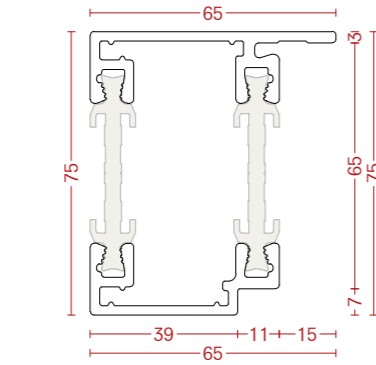
BT 7550TF-08



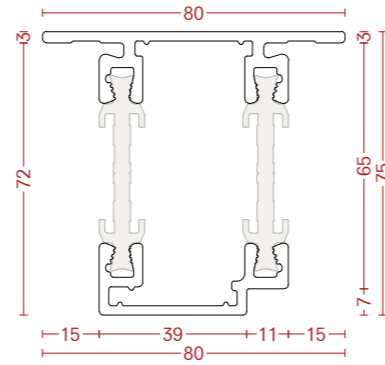
BT 7550ZF-08



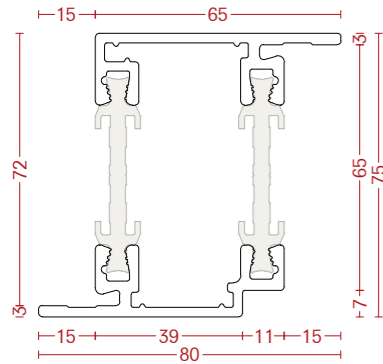
BT 7550HF-08



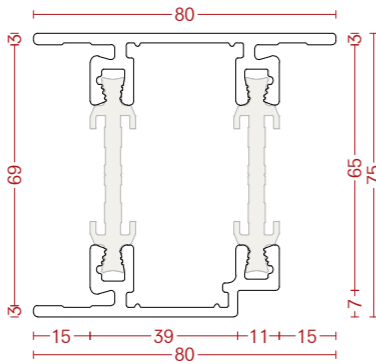
BT 7550L-08



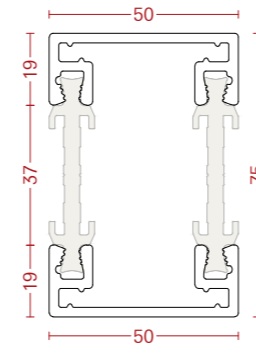
BT 7550T-08



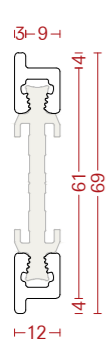
BT 7550Z-08



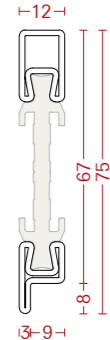
BT 7550H-08



BT 7550PU-08



BT 6912LB-08



FT 7512PT-05

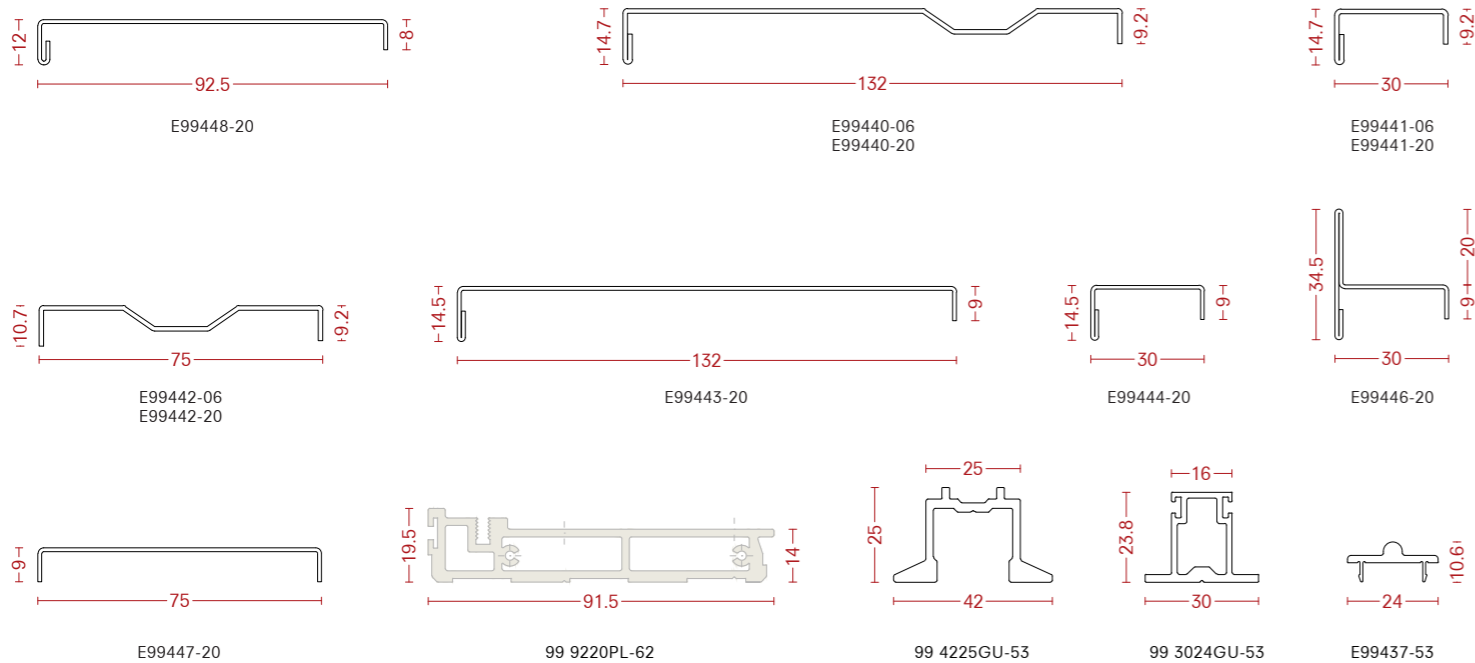
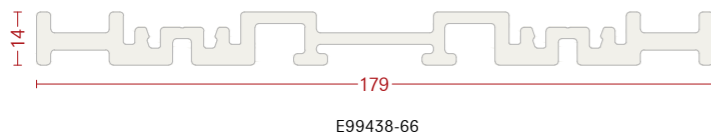
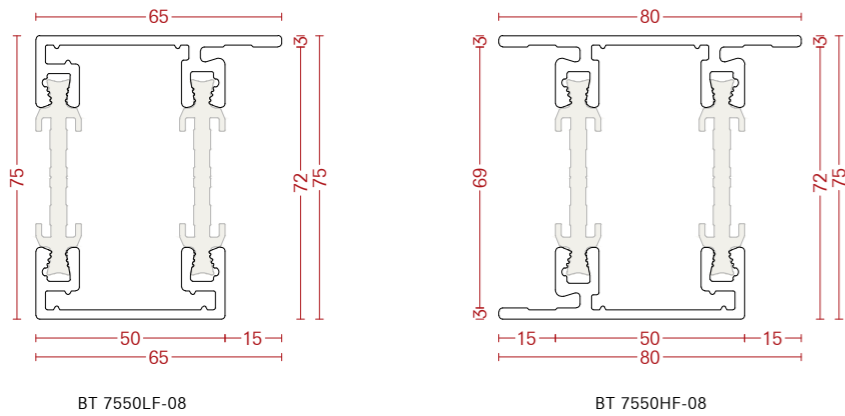
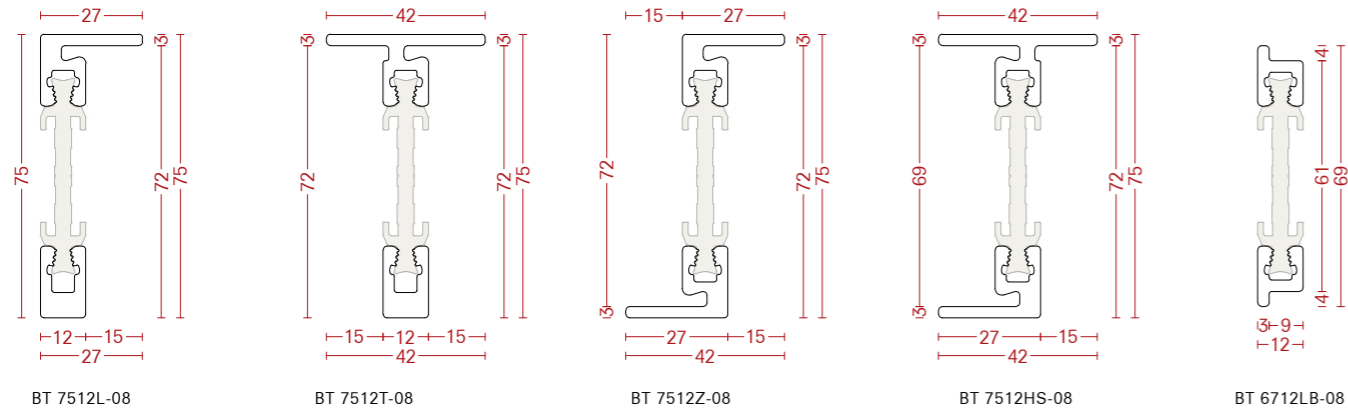
FOR GLAZING BEADS AND GASKETS, PLEASE SEE BRONZOFINESTRA B75 TB.



# BronzoFinestra BLS75 TB - Lift&Slide

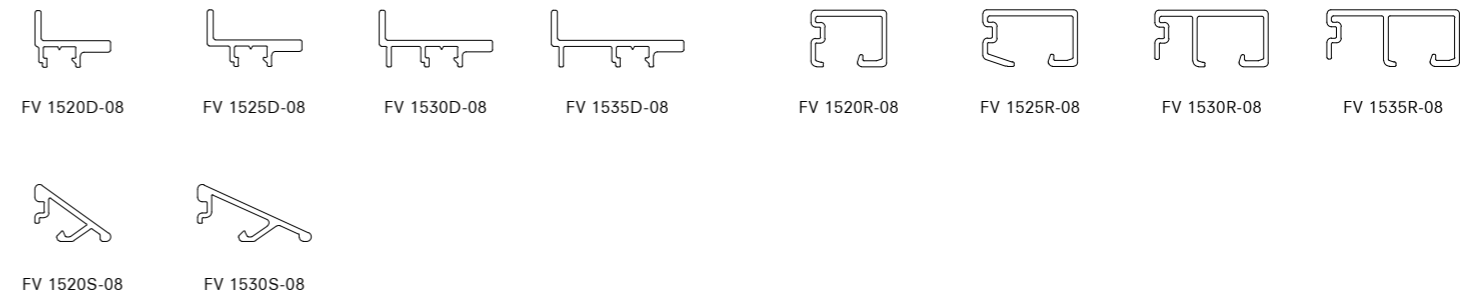
## profile range

-06 Satin stainless steel AISI 316L -08 Architectural bronze  
-62 PVC -66 GRP



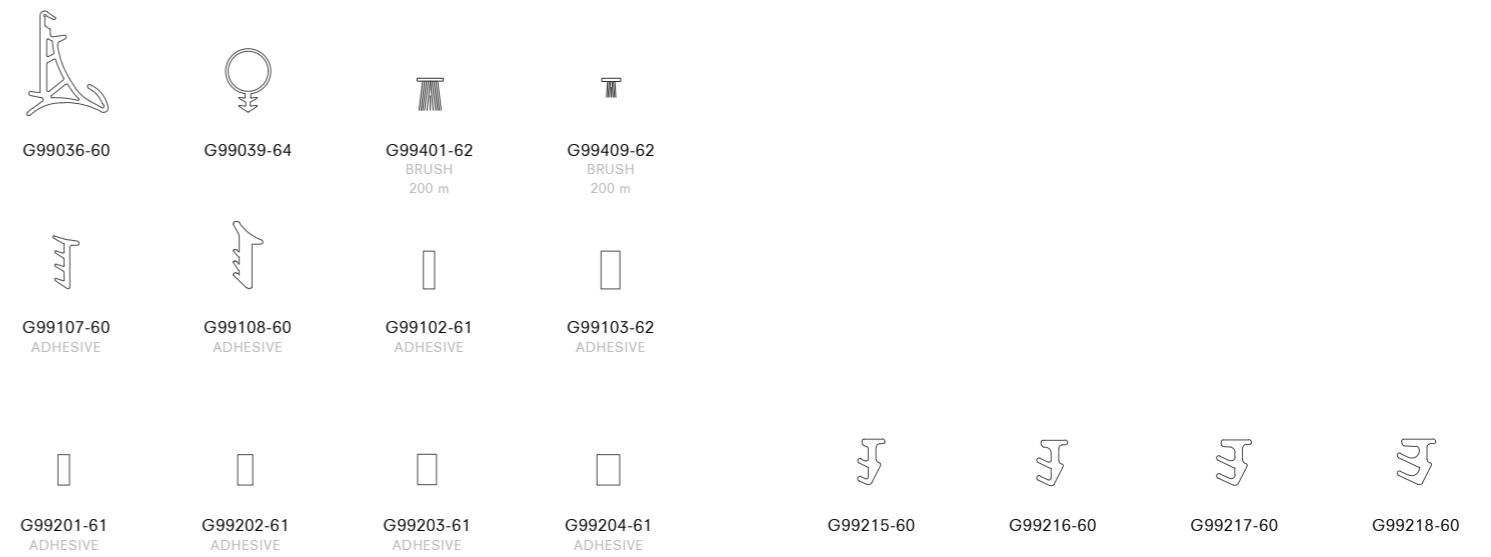
## glazing beads

-08 Architectural bronze



## gaskets

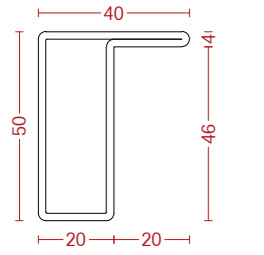
-60 Black EPDM -61 Neoprene -62 PVC -64 Silicone



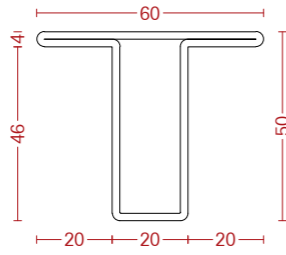
# Mogs 2 mm Basic 50

profile range

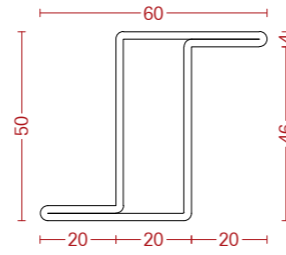
D Bright steel Z Galvanized steel



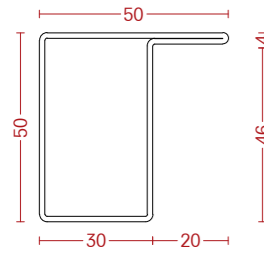
MF 5020L D  
MF 5020L Z



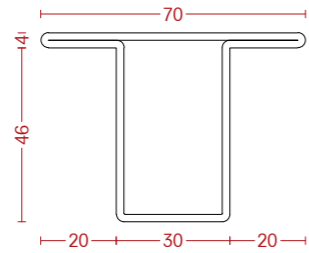
MF 5020T D  
MF 5020T Z



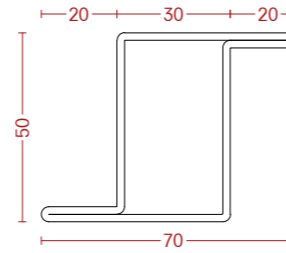
MF 5020Z D  
MF 5020Z Z



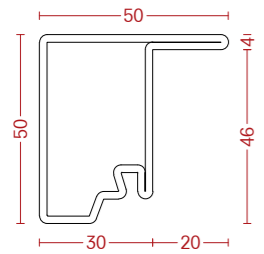
MF 5030L Z



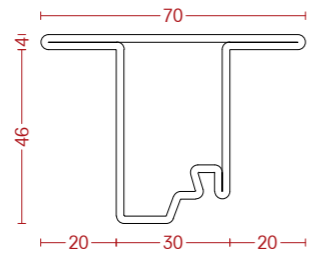
MF 5030T Z



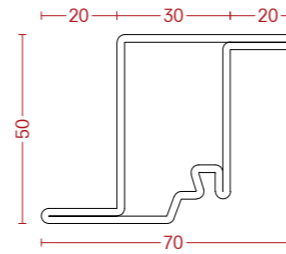
MF 5030Z Z



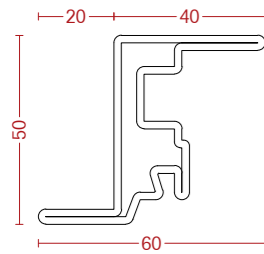
MF 5030LG D  
MF 5030LG Z



MF 5030TG D  
MF 5030TG Z



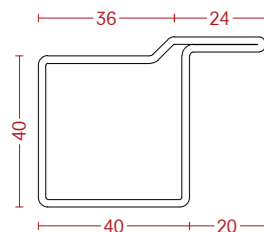
MF 5030ZG D  
MF 5030ZG Z



MF 5020ZG A/R Z  
PROFILE FOR TILT AND TURN

## complimentary profiles

D Bright steel

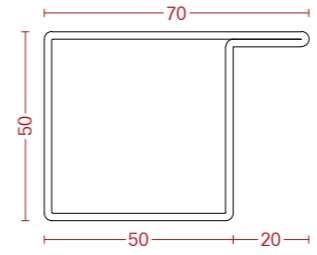


MF 4040LR D

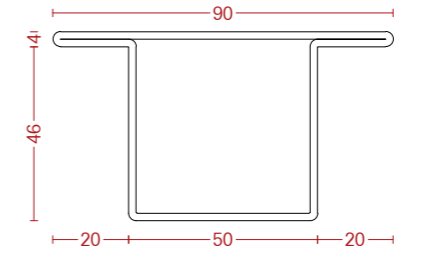
## profile range

D Bright steel Z Galvanized steel

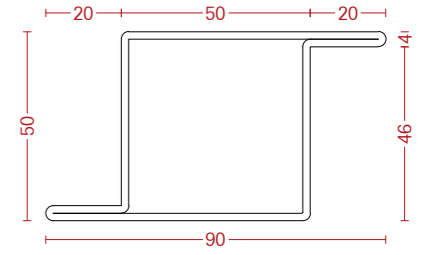
\*on request - minimum quantity required



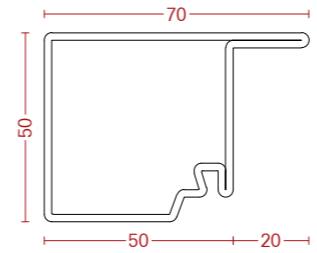
MF 5050L D  
MF 5050L Z



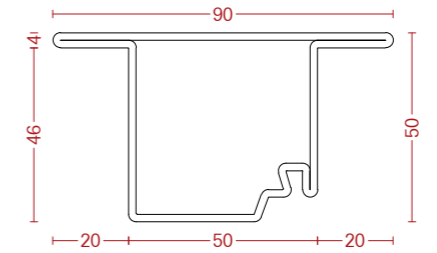
MF 5050T D  
MF 5050T Z



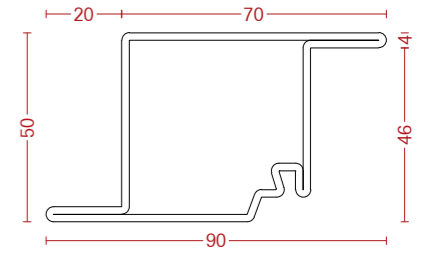
MF 5050Z D  
MF 5050Z Z



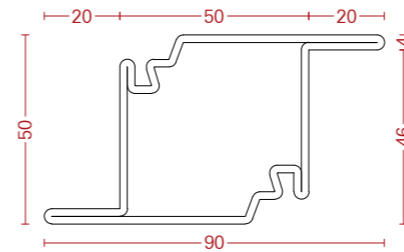
MF 5050LG D  
MF 5050LG Z



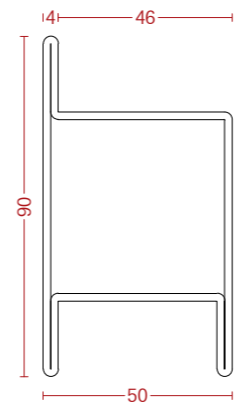
MF 5050TG D  
MF 5050TG Z



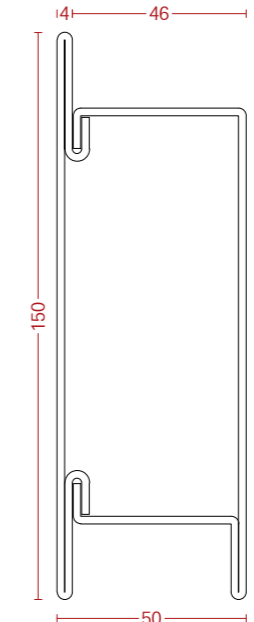
MF 5050ZG D  
MF 5050ZG Z



MF 5050Z2G Z \*



MF 5050H D  
MF 5050H Z



MF 50110ZOC Z \*

# Mogs 2 mm Basic 50

## glazing beads

-02 Galvanized steel -12 Bright steel



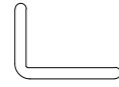
FV 2015A-02



FV 2018L-02  
FV 2018L-12



FV 2023L-02  
FV 2023L-12



FV 2028L-02  
FV 2028L-12



FV 2033L-02  
FV 2033L-12



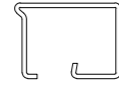
FV 2015R-02



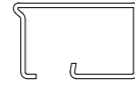
FV 2018R-02



FV 2023R-02



FV 2028R-02



FV 2033R-02

## gaskets

-60 Black EPDM -61 Neoprene



G99011-60



G12015-60



G99107-60  
ADHESIVE



G99108-60  
ADHESIVE



G99105-61  
ADHESIVE



G99104-61  
ADHESIVE



G99201-61  
ADHESIVE



G99202-61  
ADHESIVE



G99203-61  
ADHESIVE



G99204-61  
ADHESIVE



G99209-60



G99219-60



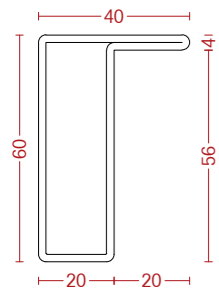


# Mogs 2 mm Basic 60

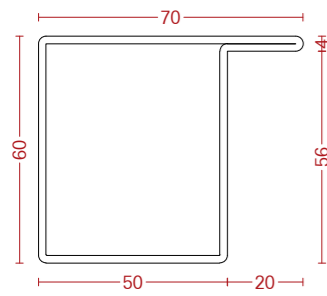
profile range

Z Galvanized steel

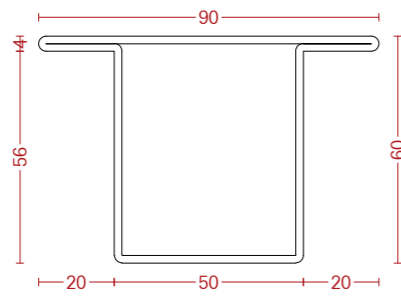
\*on request - minimum quantity required



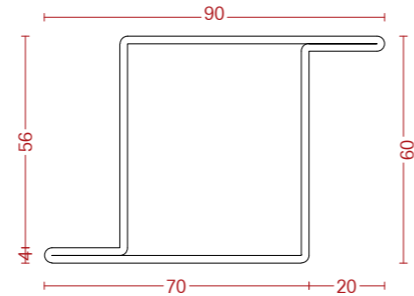
MF 6020L Z



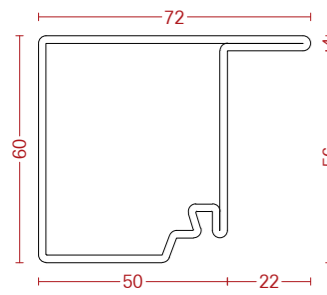
MF 6050L Z



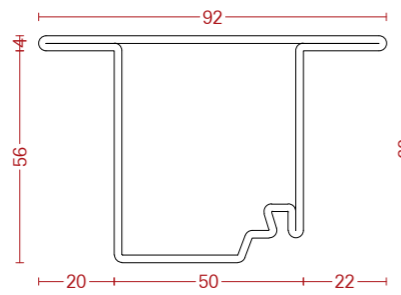
MF 6050T Z



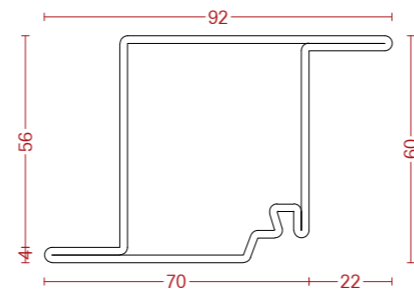
MF 6050Z Z



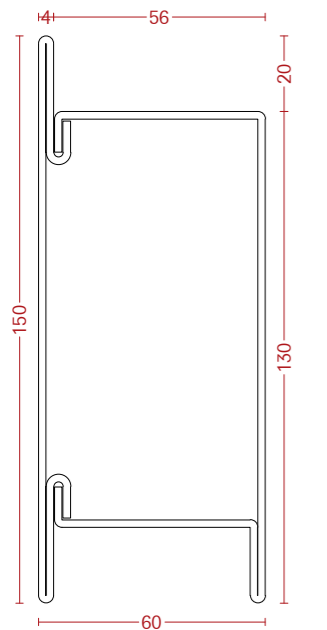
MF 6050LG Z



MF 6050TG Z



MF 6050ZG Z



MF 60110ZOC Z \*

## glazing beads

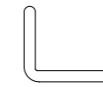
-02 Galvanized steel



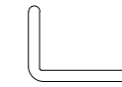
FV 2015A-02



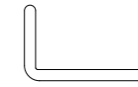
FV 2018L-02



FV 2023L-02



FV 2028L-02



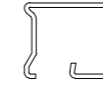
FV 2033L-02



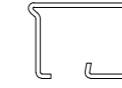
FV 2015R-02



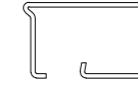
FV 2018R-02



FV 2023R-02



FV 2028R-02



FV 2033R-02

## gaskets

-60 Black EPDM

-61 Neoprene



G99011-60



G12015-60



G99107-60  
ADHESIVE



G99108-60  
ADHESIVE



G99105-61  
ADHESIVE



G99104-61  
ADHESIVE



G99201-61  
ADHESIVE



G99202-61  
ADHESIVE



G99203-61  
ADHESIVE



G99204-61  
ADHESIVE



G99209-60

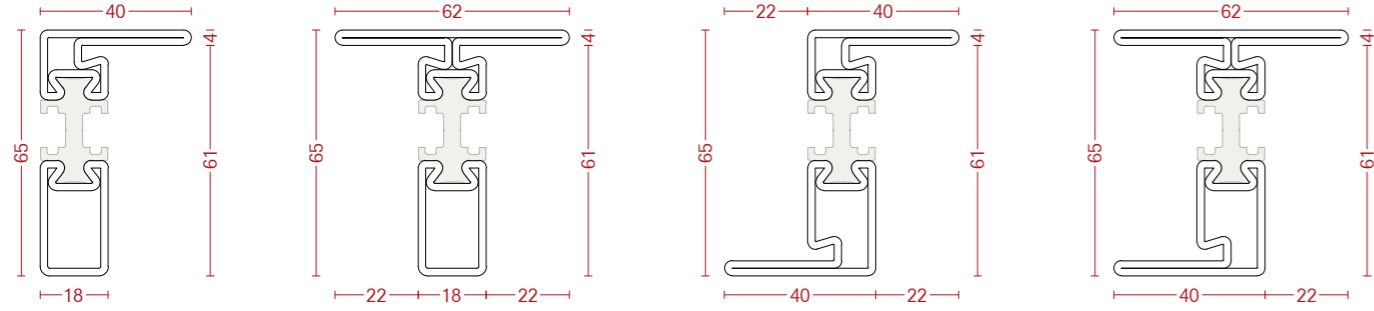


G99219-60

# Mogs 2 mm M65 TB

profile range

-02 Galvanized steel -05 Stainless steel AISI 316L 2B \*on request - minimum quantity required  
 -07 Cor-Ten steel -12 Bright steel -14 Laser welded and sand blasted steel  
 -32 Laser welded and sand blasted Cor-Ten steel -34 Laser welded and sand blasted stainless steel AISI 316L

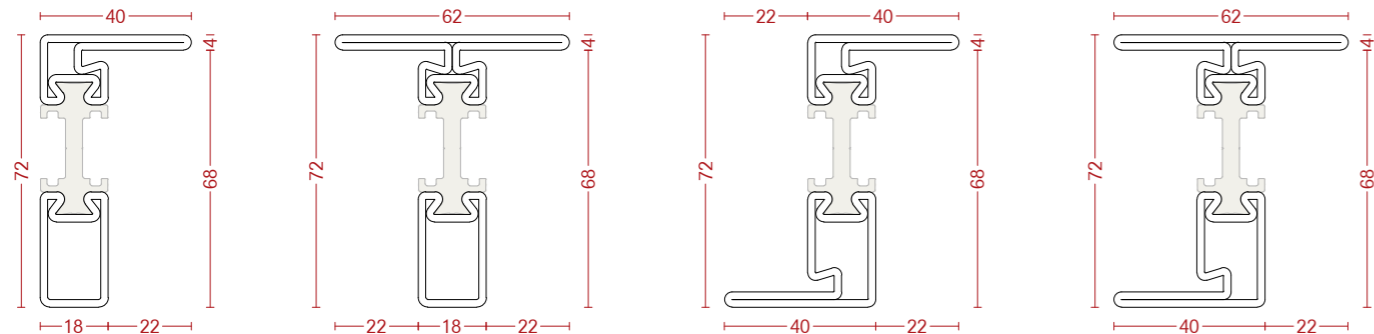


MT 6518L-02  
MT 6518L-05  
MT 6518L-07  
MT 6518L-12

MT 6518T-02  
MT 6518T-05  
MT 6518T-07  
MT 6518T-12

MT 6518Z-02  
MT 6518Z-05  
MT 6518Z-07  
MT 6518Z-12

MT 6518H-02  
MT 6518H-05  
MT 6518H-07  
MT 6518H-12

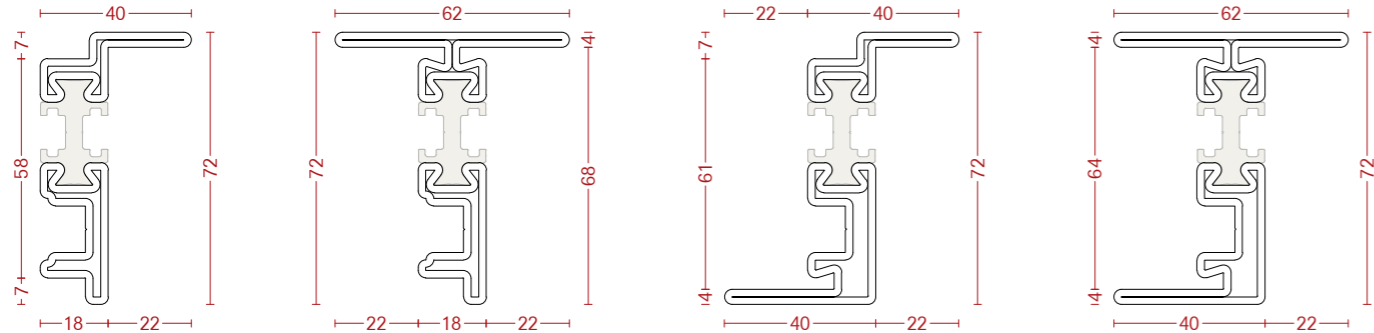


MT 7218LF-02  
MT 7218LF-05  
MT 7218LF-07  
MT 7218LF-12

MT 7218TF-02  
MT 7218TF-05  
MT 7218TF-07  
MT 7218TF-12

MT 7218ZF-02  
MT 7218ZF-05  
MT 7218ZF-07  
MT 7218ZF-12

MT 7218HF-02  
MT 7218HF-05  
MT 7218HF-07  
MT 7218HF-12

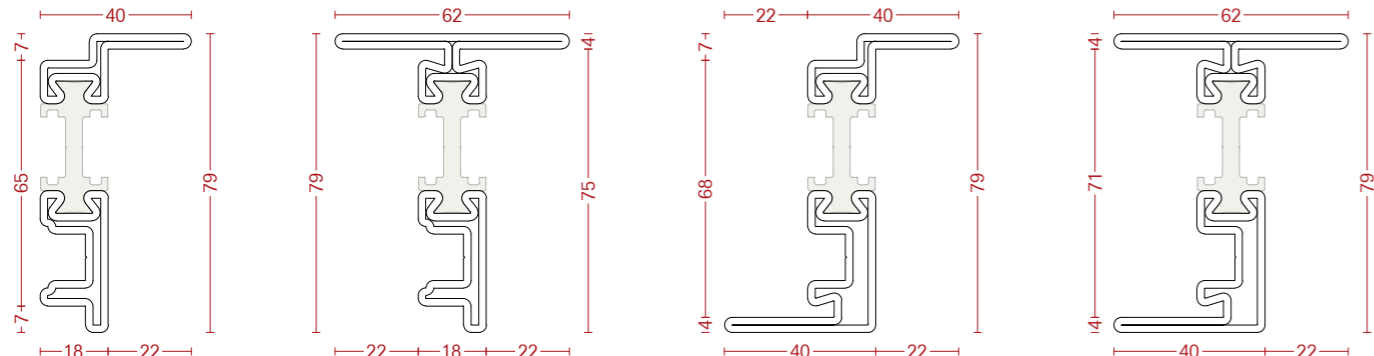


MT 7218LR-02  
MT 7218LR-05  
MT 7218LR-07  
MT 7218LR-12

MT 7218TZ-02  
MT 7218TZ-05  
MT 7218TZ-07  
MT 7218TZ-12

MT 7218ZR-02  
MT 7218ZR-05  
MT 7218ZR-07  
MT 7218ZR-12

MT 7218HZ-02  
MT 7218HZ-05  
MT 7218HZ-07  
MT 7218HZ-12

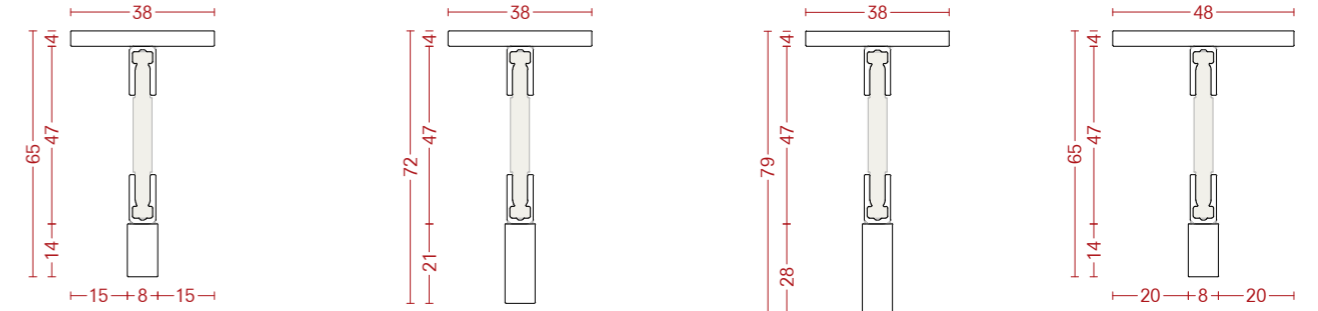


MT 7918LR-02 \*  
MT 7918LR-05 \*  
MT 7918LR-07 \*  
MT 7918LR-12 \*

MT 7918TZ-02 \*  
MT 7918TZ-05 \*  
MT 7918TZ-07 \*  
MT 7918TZ-12 \*

MT 7918ZR-02 \*  
MT 7918ZR-05 \*  
MT 7918ZR-07 \*  
MT 7918ZR-12 \*

MT 7918HZ-02 \*  
MT 7918HZ-05 \*  
MT 7918HZ-07 \*  
MT 7918HZ-12 \*

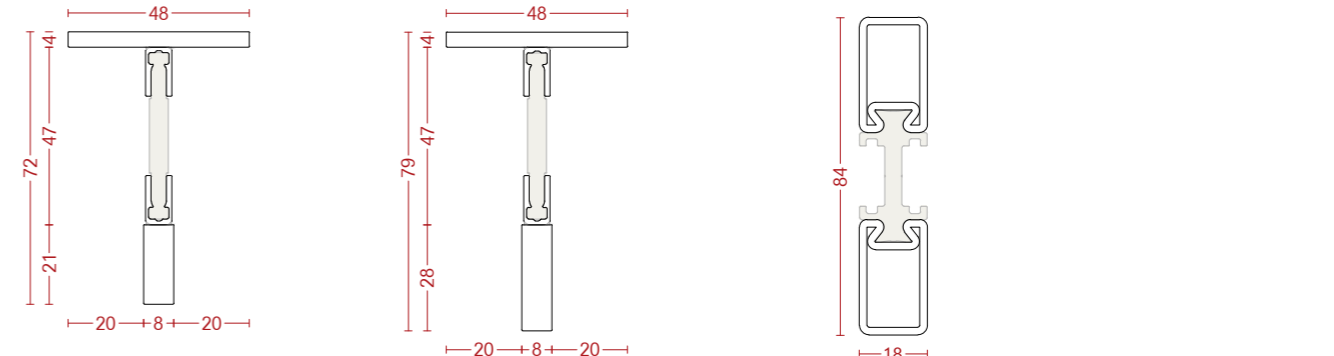


MT 6507TN-14  
MT 6507TN-32  
MT 6507TN-34

MT 7207TN-14  
MT 7207TN-32  
MT 7207TN-34

MT 6507TR-14  
MT 6507TR-32  
MT 6507TR-34

MT 7207TR-14  
MT 7207TR-32  
MT 7207TR-34



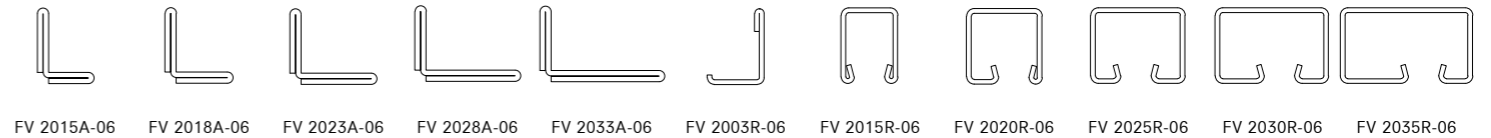
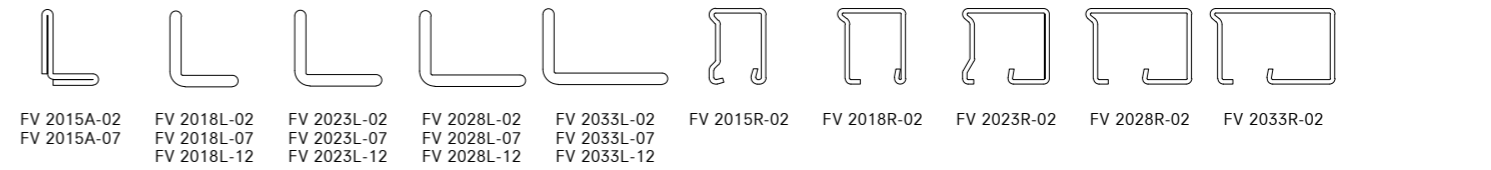
MT 7907TN-14 \*  
MT 7907TN-32 \*  
MT 7907TN-34 \*

MT 7907TR-14 \*  
MT 7907TR-32 \*  
MT 7907TR-34 \*

MT 8418SU-02  
MT 8418SU-05  
MT 8418SU-07  
MT 8418SU-12

## glazing beads


-02 Galvanized steel -06 Satin stainless steel AISI 316L -07 Cor-Ten steel -12 Bright steel



## gaskets

-60 Black EPDM -61 Neoprene

\*on request - minimum quantity required

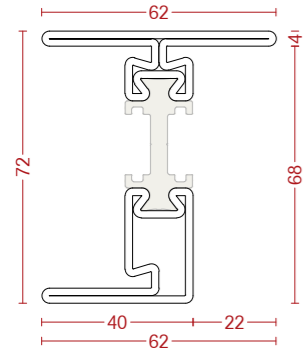


# Mogs 2 mm MLS72 TB - Lift&Slide

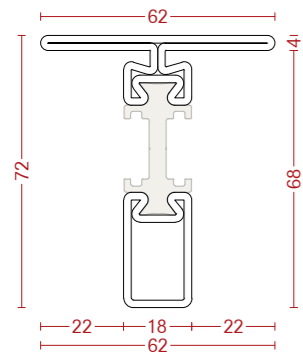
## profile range

-00 Aluminium -02 Galvanized steel -05 Stainless steel AISI 316L 2B  
 -06 Satin stainless steel AISI 316L -07 Cor-Ten steel  
 -53 Aluminium electrocolor black -62 PVC

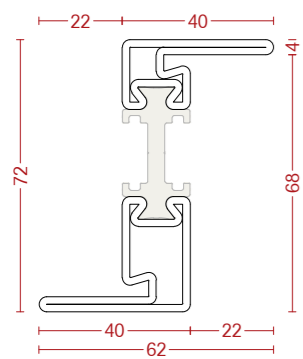
\*on request - minimum quantity required




MT 7218HF-02  
 MT 7218HF-05  
 MT 7218HF-07



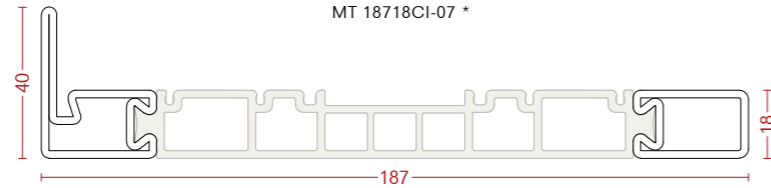
MT 7218TF-02  
 MT 7218TF-05  
 MT 7218TF-07



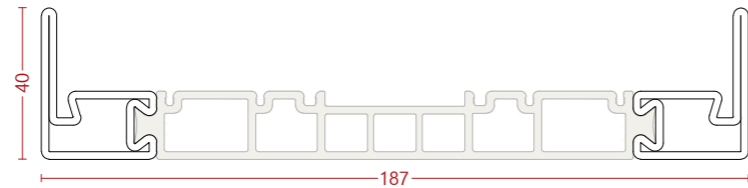
MT 7218ZF-02  
 MT 7218ZF-05  
 MT 7218ZF-07



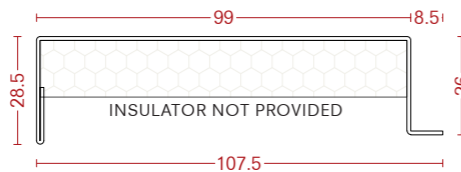
MT 18718CI-05  
 MT 18718CI-07 \*




MT 18718CL-02  
 MT 18718CL-05  
 MT 18718CL-07



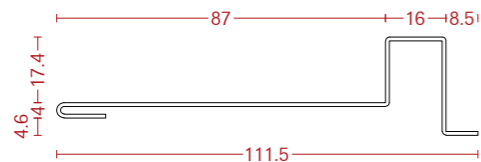
MT 18718CU-02  
 MT 18718CU-05  
 MT 18718CU-07



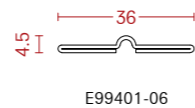
E99403-02  
 E99403-06  
 E99403-07  
 E99404-02  
 E99404-06



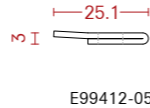
E99405-02  
 E99405-06  
 E99405-07  
 E99406-02  
 E99406-06



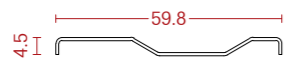
E99408-02  
 E99408-06  
 E99408-07  
 E99409-02  
 E99409-06




E99401-06



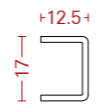
E99412-05



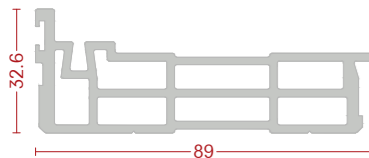
E99435-06



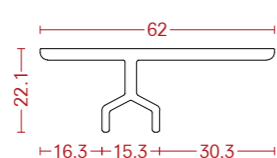
E99436-06



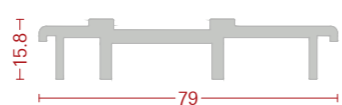
E99430-02



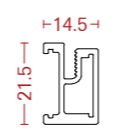
99 8933PL-62



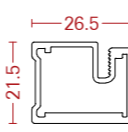
99 6222GU-53



99 7916PL-62



99 2215PG-00



99 2227PG-00

## glazing beads

-02 Galvanized steel -06 Satin stainless steel AISI 316L -07 Cor-Ten steel

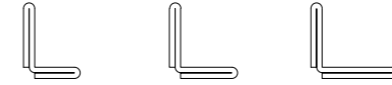
\*on request - minimum quantity required



FV 2015A-02  
 FV 2015A-07  
 FV 2018L-02  
 FV 2018L-07  
 FV 2023L-02  
 FV 2023L-07



FV 2015R-02  
 FV 2020R-02  
 FV 2025R-02  
 FV 2030R-02  
 FV 2018R-02  
 FV 2023R-02



FV 2015A-06  
 FV 2018A-06  
 FV 2023A-06



FV 2003R-06  
 FV 2015R-06  
 FV 2020R-06  
 FV 2025R-06

## gaskets

-60 Black EPDM -61 Neoprene -62 PVC -64 Silicone -83 TPE



G99026-83  
 G99028-83  
 G99027-83  
 G99031-64  
 CORNER  
 G99032-64  
 CORNER  
 G99033-64  
 CORNER  
 G12015-60  
 G99401-62  
 BRUSH



G99107-60  
 ADHESIVE  
 G99108-60  
 ADHESIVE  
 G99105-61  
 ADHESIVE  
 G99104-61  
 ADHESIVE



G99201-61  
 ADHESIVE  
 G99202-61  
 ADHESIVE  
 G99203-61  
 ADHESIVE  
 G99204-61  
 ADHESIVE



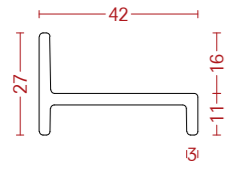
G99209-60  
 G99219-60



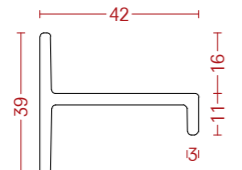
# W40 Fire

profile range

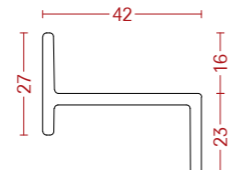
-01 Hot rolled steel -14 Laser welded and sand blasted steel



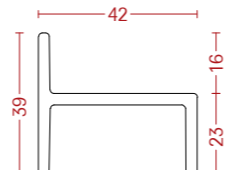
FF 4203LF-01



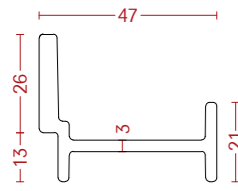
FF 4203TF-01



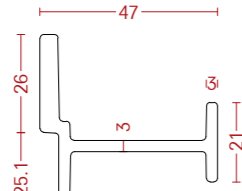
FF 4203ZF-01



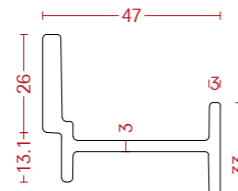
FF 4203HF-01



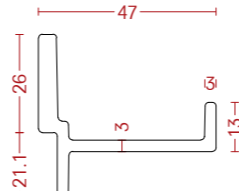
FF 4703L-01



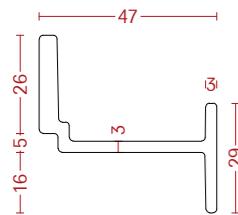
FF 4703T-01



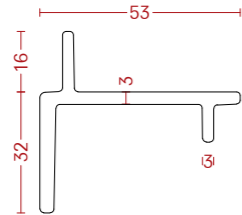
FF 4703Z-01



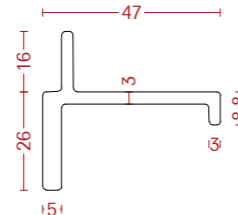
FF 4703TL-01



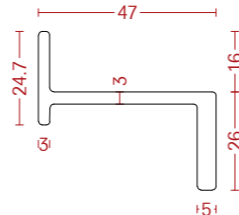
FF 4703ZL-01



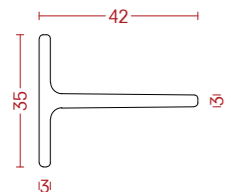
FF 5303TZ-01



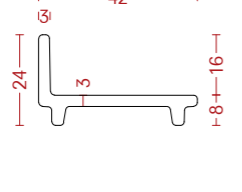
FF 4703TA-01



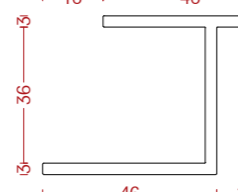
FF 4703ZA-01



FF 4203TN-01



FF 4203LC-01



FF 4203RS-14

## glazing beads

-01 Hot rolled steel



FV 1616A-01

## rebate gaskets

-81 black -84 black



G99953-81  
ADHESIVE



G99956-84  
ADHESIVE

## internal profile gaskets

-81 black



G99951-81  
ADHESIVE

## glass - internal/external gaskets

-79 white -82 black

\*on request - minimum quantity required



G99950-82  
ADHESIVE



G99950-79 \*  
ADHESIVE



G99954-79 \*  
ADHESIVE



G99955-79 \*  
ADHESIVE

## under glass gaskets

-80 black




G99952-80  
ADHESIVE

## end pieces for second leaf

-12 Bright steel



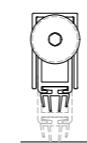
E03302-12



E03303-12

## automatic drop seal

-62 PVC



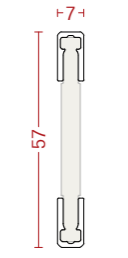
G995XX-62  
AUTOMATIC  
DROP SEAL

Code	Length	Can be shortened
G99501-62	330 mm	50 mm
G99502-62	430 mm	135 mm
G99503-62	530 mm	200 mm
G99504-62	630 mm	200 mm
G99505-62	730 mm	200 mm
G99506-62	830 mm	200 mm
G99507-62	930 mm	200 mm
G99508-62	1030 mm	200 mm
G99509-62	1130 mm	200 mm
G99510-62	1230 mm	200 mm

# Custom CPX TB

## profile range

-03 Stainless steel AISI 304 2B

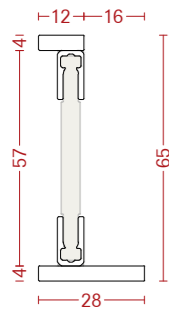


CP 5707IB-03

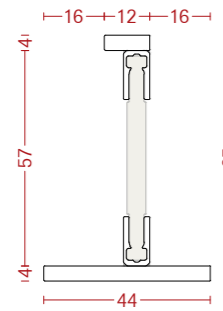
## examples of laser welded custom profiles

-33 Laser welded and sand blasted stainless steel AISI 304L

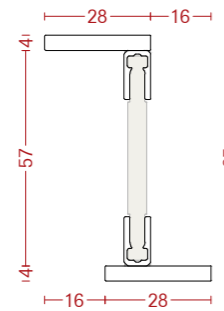
-34 Laser welded and sand blasted stainless steel AISI 316L



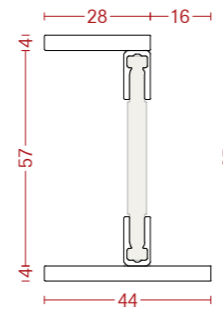
CP 6507LF-33  
CP 6507LF-34



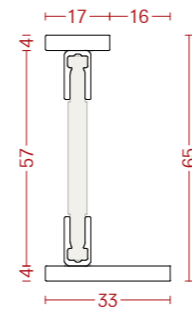
CP 6507TU-33  
CP 6507TU-34



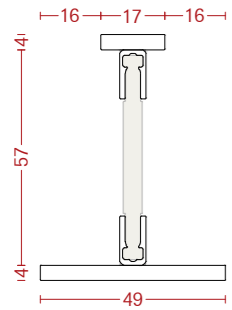
CP 6507ZU-33  
CP 6507ZU-34



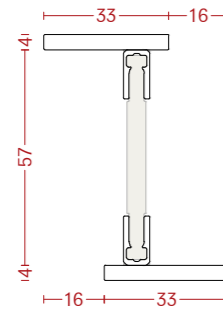
CP 6507HF-33  
CP 6507HF-34



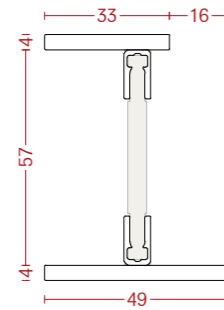
CP 6507L-33  
CP 6507L-34



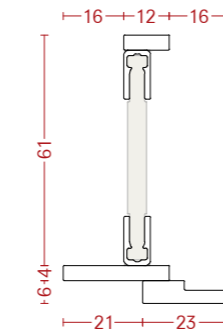
CP 6507TD-33  
CP 6507TD-34



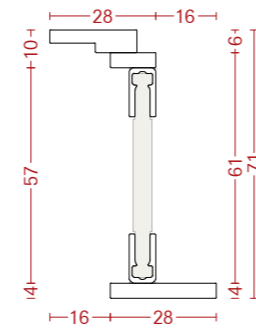
CP 6507Z-33  
CP 6507Z-34



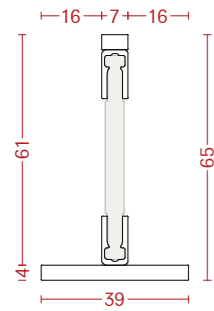
CP 6507H-33  
CP 6507H-34



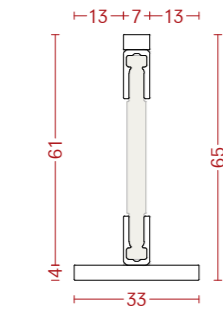
CP 7107TZ-33  
CP 7107TZ-34



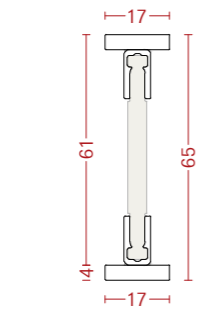
CP 7107ZA-33  
CP 7107ZA-34



CP 6507TN-33  
CP 6507TN-34



CP 6507TR-33  
CP 6507TR-34



CP 6507SU-33  
CP 6507SU-34

## glazing beads

-04 Satin stainless steel AISI 304

-06 Satin stainless steel AISI 316L

\*on request - minimum quantity required

-33 Laser welded and sand blasted stainless steel AISI 304L

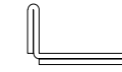
-34 Laser welded and sand blasted stainless steel AISI 316L



FV 1618A-04  
FV 1618A-06 \*



FV 1623A-04  
FV 1623A-06 \*



FV 1628A-04  
FV 1628A-06 \*



FV 1633A-04  
FV 1633A-06 \*



FV 1638A-04  
FV 1638A-06 \*



FV 1643A-04  
FV 1643A-06 \*



FV 1313A-33 \*  
FV 1313A-34 \*



FV 1316A-33 \*  
FV 1316A-34 \*



FV 1616A-33 \*  
FV 1616A-34 \*

## gaskets

-60 Black EPDM

-61 Neoprene

-62 PVC



G99019-60  
ADHESIVE



G99102-61  
ADHESIVE



G99103-62  
ADHESIVE



G99201-61  
ADHESIVE



G99202-61  
ADHESIVE



G99203-61  
ADHESIVE

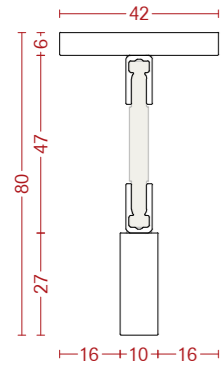


G99204-61  
ADHESIVE

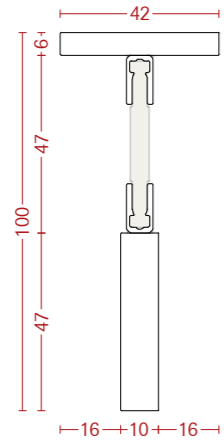
# FerroFinestra T42 TB

## profile range

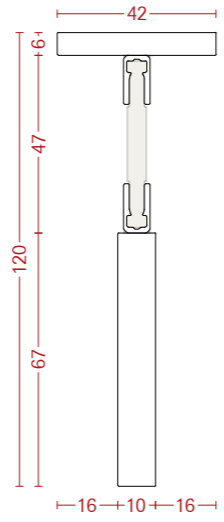
-14 Laser welded and sand blasted steel -33 Laser welded and sand blasted stainless steel AISI 304L  
 -34 Laser welded and sand blasted stainless steel AISI 316L



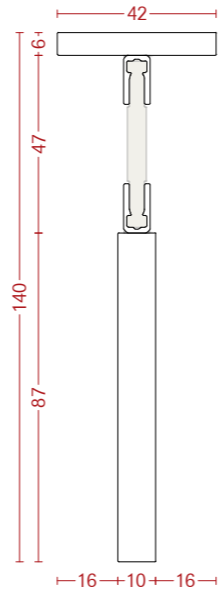
FT 801042TF-14  
 FT 801042TF-33  
 FT 801042TF-34



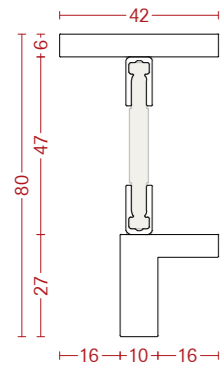
FT 1001042TF-14  
 FT 1001042TF-33  
 FT 1001042TF-34



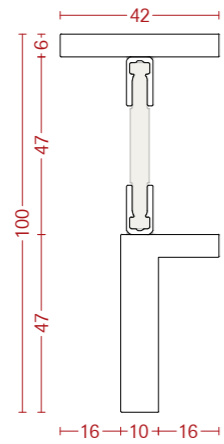
FT 1201042TF-14  
 FT 1201042TF-33  
 FT 1201042TF-34



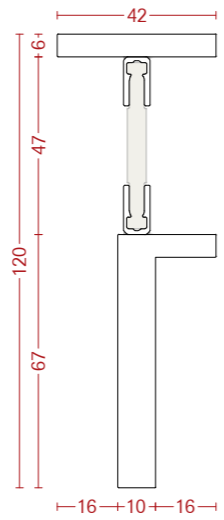
FT 1401042TF-14  
 FT 1401042TF-33  
 FT 1401042TF-34



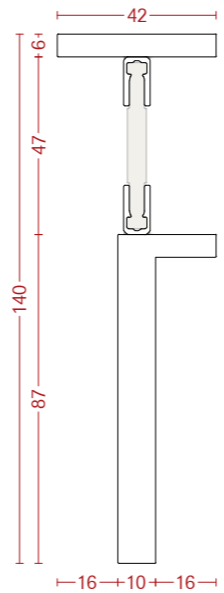
FT 801042HF-14  
 FT 801042HF-33  
 FT 801042HF-34



FT 1001042HF-14  
 FT 1001042HF-33  
 FT 1001042HF-34



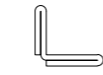
FT 1201042HF-14  
 FT 1201042HF-33  
 FT 1201042HF-34



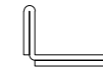
FT 1401042HF-14  
 FT 1401042HF-33  
 FT 1401042HF-34

## glazing beads

-01 Hot rolled steel -02 Galvanized steel -04 Satin stainless steel AISI 304 -05 Stainless steel AISI 316L 2B -06 Satin stainless steel AISI 316L \*on request - minimum quantity required



FV 1618A-02  
 FV 1618A-04  
 FV 1618A-06 \*



FV 1623A-02  
 FV 1623A-04  
 FV 1623A-06 \*



FV 1628A-02  
 FV 1628A-04  
 FV 1628A-06 \*



FV 1633A-02  
 FV 1633A-04  
 FV 1633A-06 \*



FV 1638A-02  
 FV 1638A-04  
 FV 1638A-06 \*



FV 1643A-02  
 FV 1643A-04  
 FV 1643A-06 \*



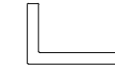
FV 1515A-02



FV 1815A-02



FV 1616A-01



FV 1625A-01



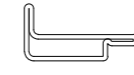
FV 1515D-02 \*



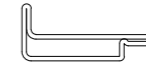
FV 1520E-02  
 FV 1520E-05



FV 1525E-02  
 FV 1525E-05



FV 1530E-02  
 FV 1530E-05



FV 1535E-02  
 FV 1535E-05

## gaskets

-61 Neoprene -62 PVC



G99102-61  
 ADHESIVE



G99103-62  
 ADHESIVE



G99201-61  
 ADHESIVE



G99202-61  
 ADHESIVE



G99203-61  
 ADHESIVE

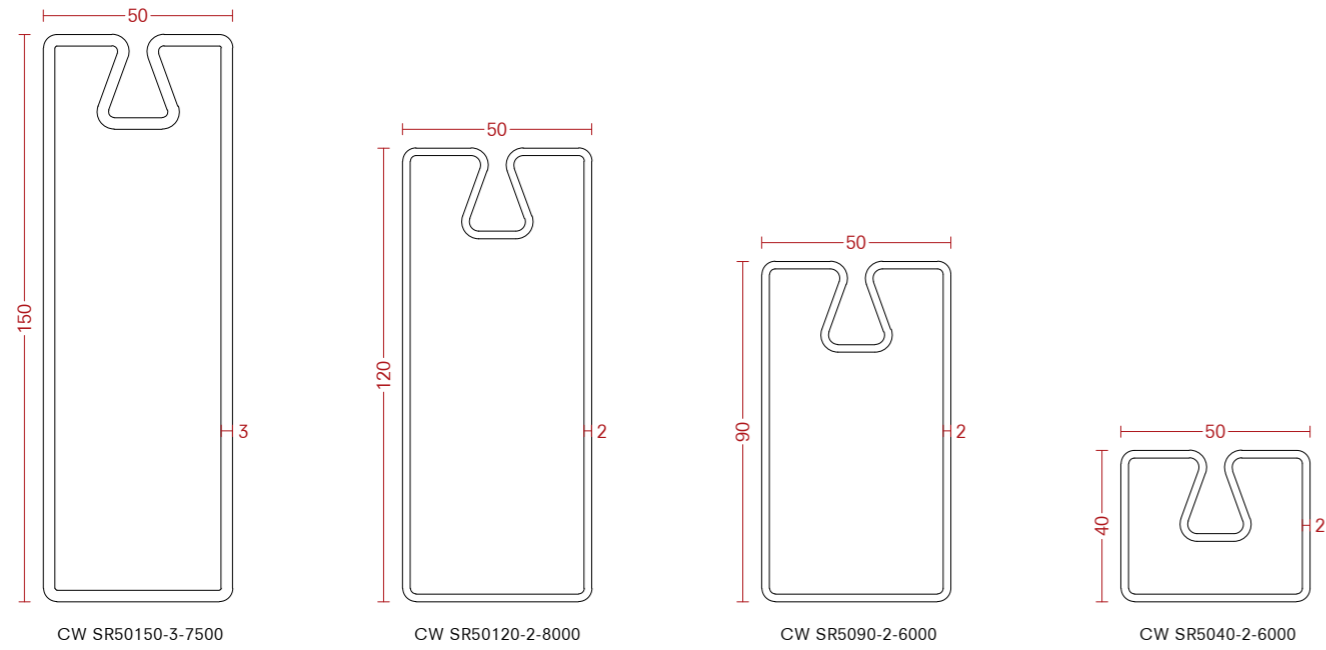


G99204-61  
 ADHESIVE

# Curtain Walls CW50 TB

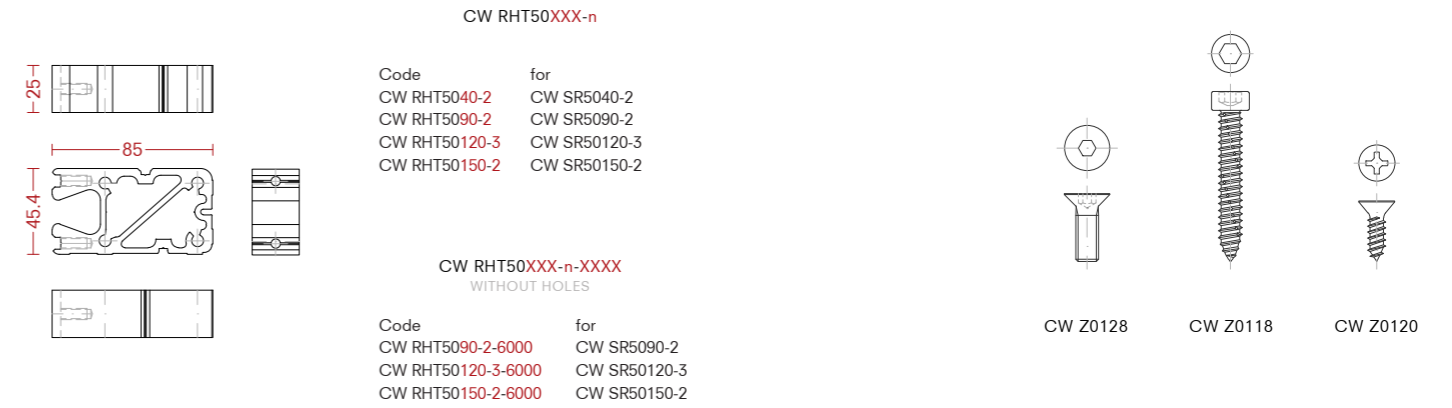
rectangular hollow section with screwing groove

Galvanized steel



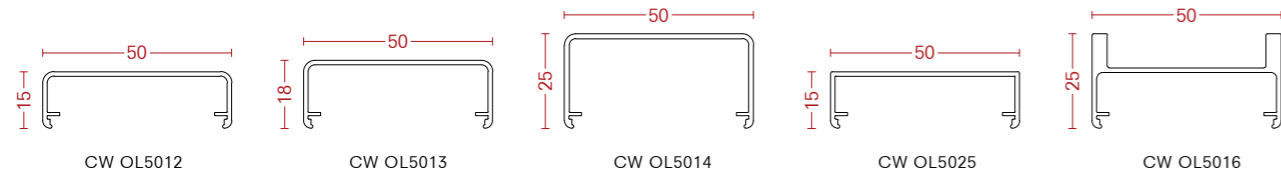
## transom connectors and adapter profiles

Aluminum



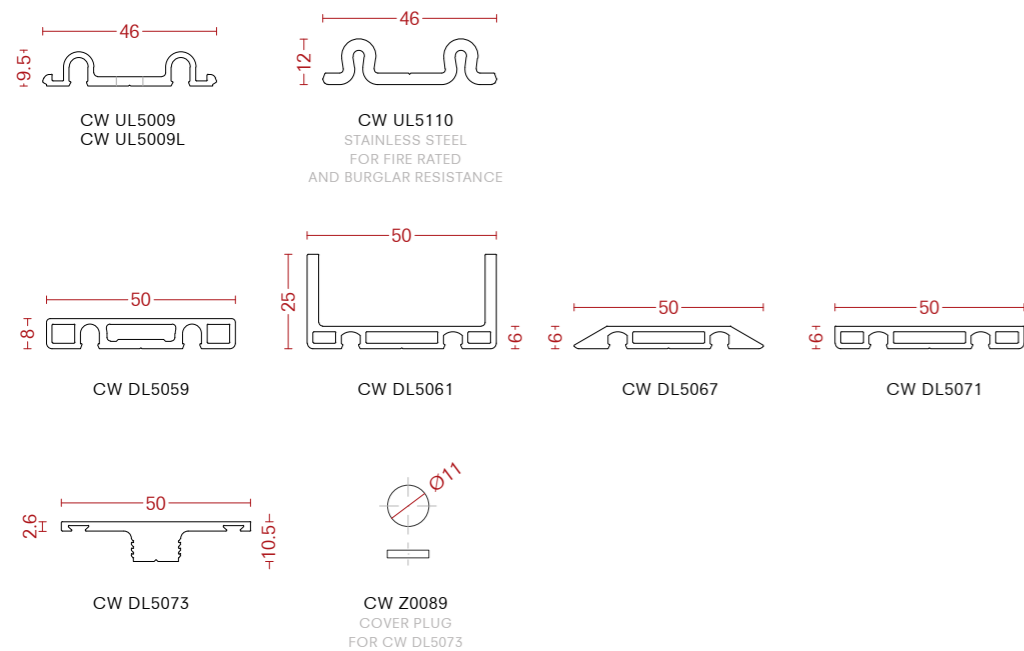
## snap-on cover caps

Aluminum



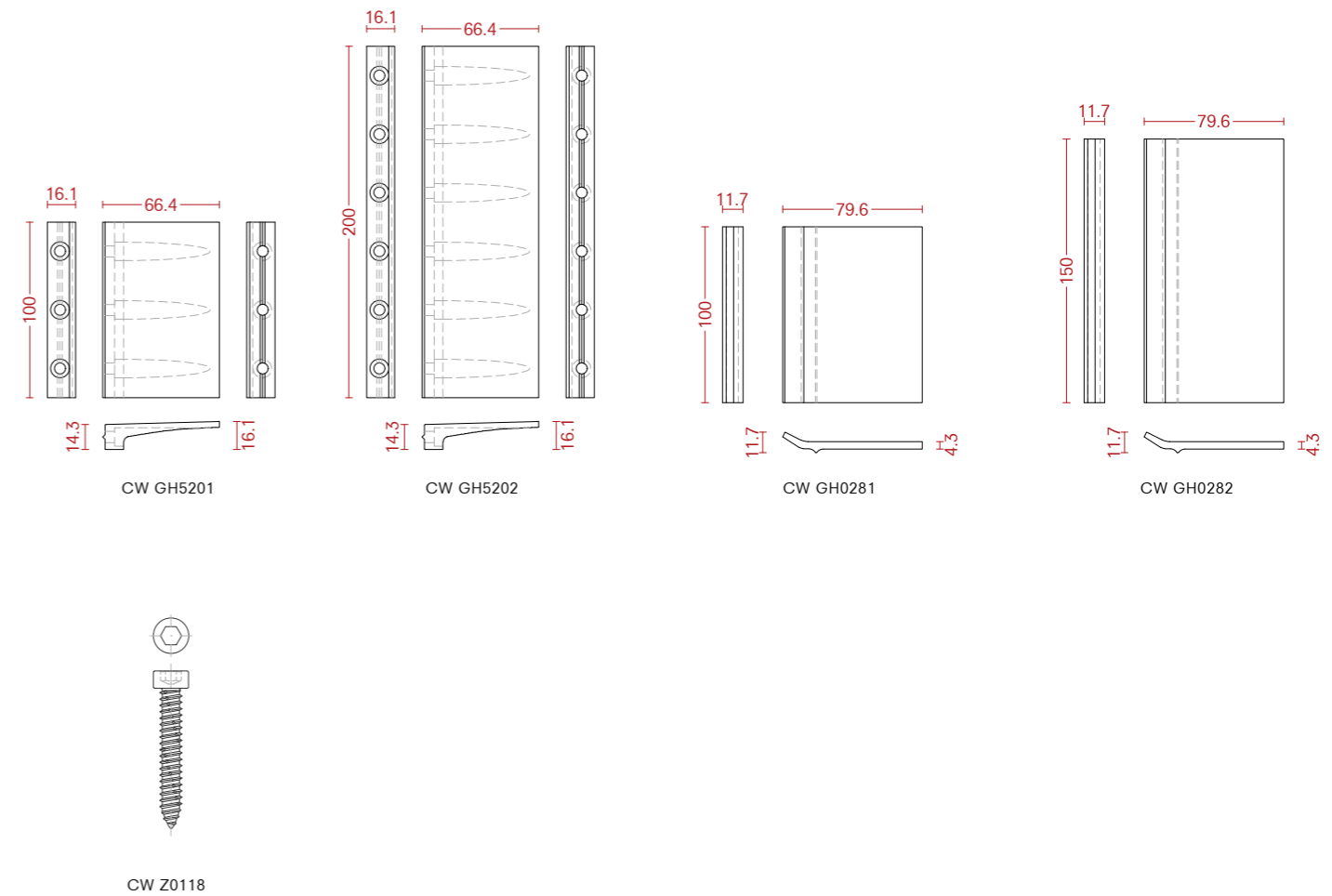
## pressure plates

Aluminum



## glass supports

Aluminum

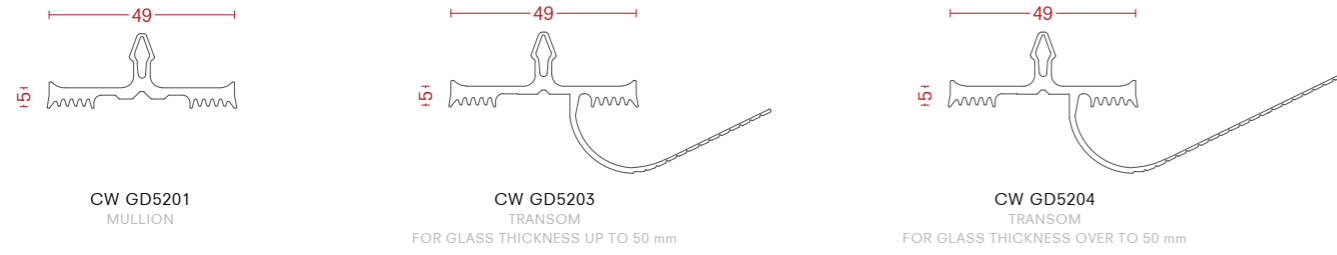




# Curtain Walls CW50 TB

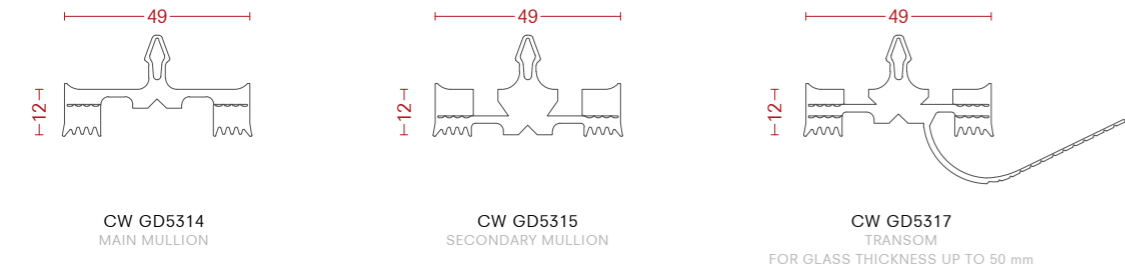
internal gaskets for mullions and transoms - flush - 2 levels - height 5 mm

EPDM



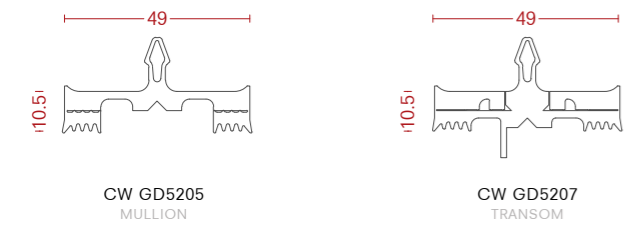
internal gaskets for mullions and transoms - overlapped - 3 levels - height 12 mm

EPDM



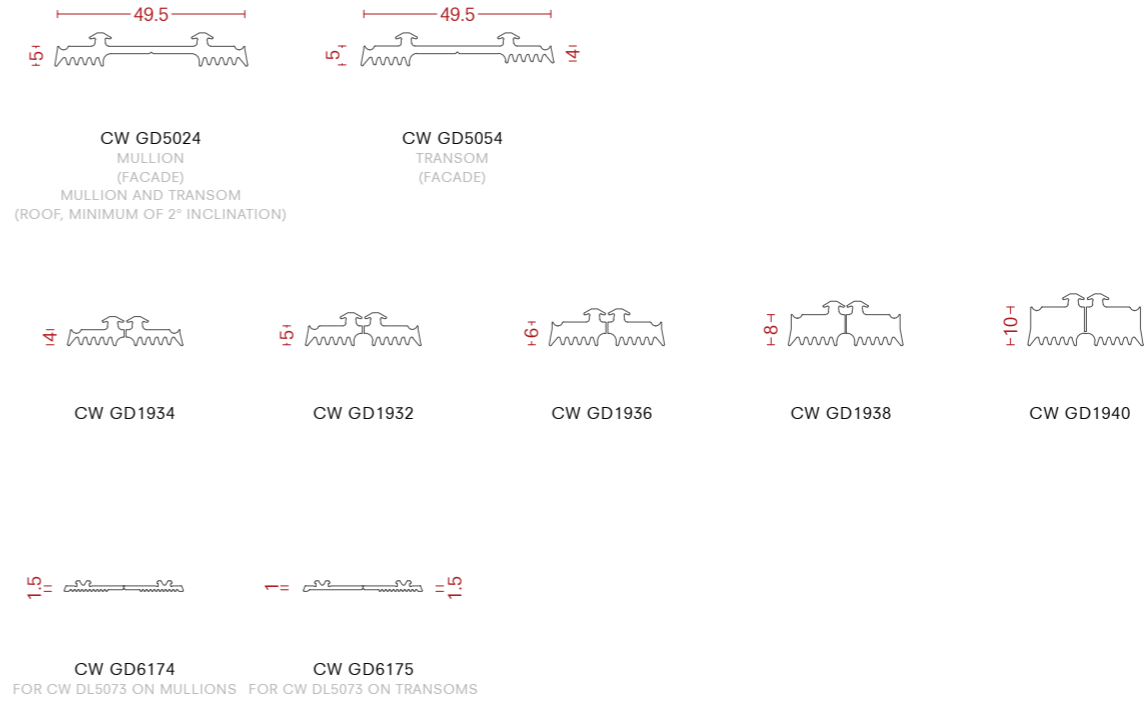
internal gaskets for for mullions and transoms on roof (inclination roof system minimum of 2°) - height 10 mm

EPDM

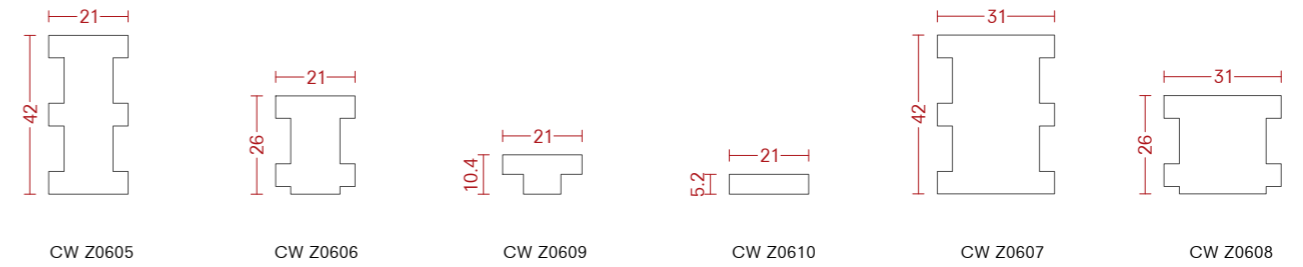


external gaskets for pressure plates

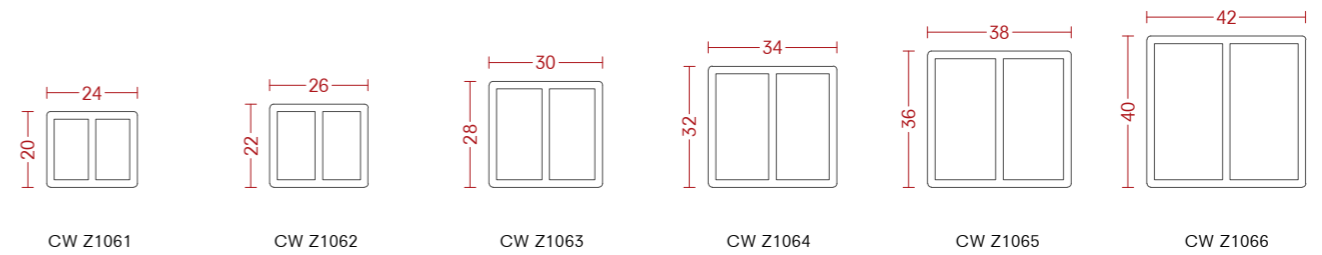
EPDM



insulating strips expanded gasket

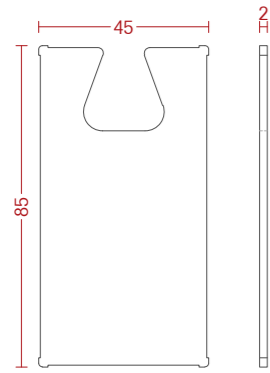


final field fill-in profiles



# Curtain Walls CW50 TB

end caps for rectangular hollow section tubes



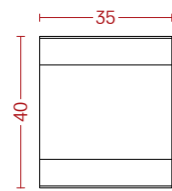
CW Z504X

Code	for
CW Z5045	CW SR5040-2
CW Z5046	CW SR5090-2
CW Z5047	CW SR50150-3

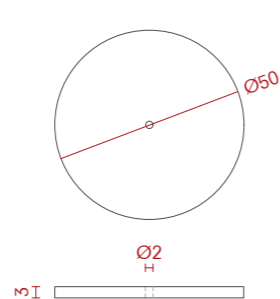
## accessories and complementaries



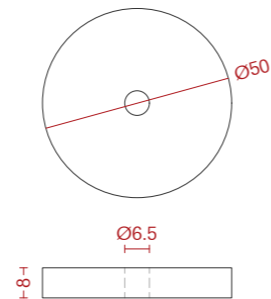
CW Z0094  
SEALANT FOR GASKETS



CW Z0501  
STAINLESS STEEL  
SEALING PLATES

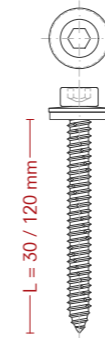


CW GD5009  
PUNCTUAL PRESSURE PLATES




CW Z0020  
PUNCTUAL PRESSURE PLATES

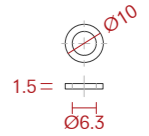
## screws



CW Z01XX  
SELF TAPPING SCREW  
STAINLESS STEEL



CW Z02XX  
SELF TAPPING SCREW  
STAINLESS STEEL



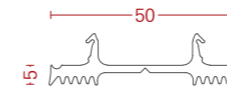
CW Z033  
WASHER

Code	
CW Z0148	Ø6.3x30 mm
CW Z0149	Ø6.3x35 mm
CW Z0151	Ø6.3x40 mm
CW Z0152	Ø6.3x45 mm
CW Z0153	Ø6.3x50 mm
CW Z0154	Ø6.3x55 mm
CW Z0155	Ø6.3x60 mm
CW Z0156	Ø6.3x65 mm
CW Z0157	Ø6.3x70 mm
CW Z0158	Ø6.3x75 mm
CW Z0161	Ø6.3x80 mm
CW Z0162	Ø6.3x85 mm
CW Z0163	Ø6.3x90 mm
CW Z0164	Ø6.3x100 mm
CW Z0165	Ø6.3x105 mm
CW Z0167	Ø6.3x110 mm
CW Z0166	Ø6.3x120 mm

Code	
CW Z0293	Ø6.3x18 mm
CW Z0247	Ø6.3x25 mm
CW Z0253	Ø6.3x50 mm
CW Z0255	Ø6.3x60 mm
CW Z0257	Ø6.3x70 mm
CW Z0258	Ø6.3x75 mm
CW Z0241	Ø6.3x80 mm
CW Z0242	Ø6.3x85 mm
CW Z0243	Ø6.3x90 mm

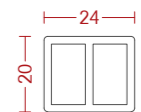
## external gaskets for burglar

EPDM



CW GD5122-WK  
BURGLAR RESISTANCE  
WITH CW UL5110

## accessories for burglar



CW Z1061

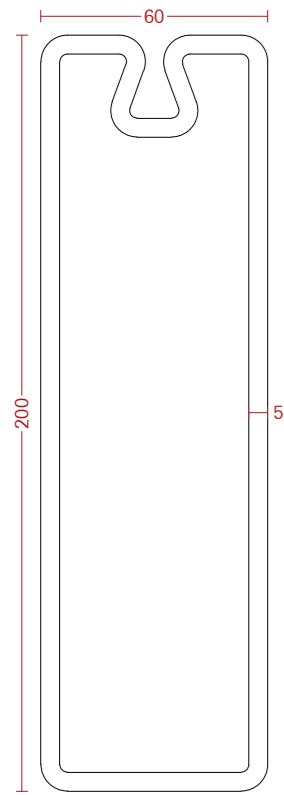


CW Z0093

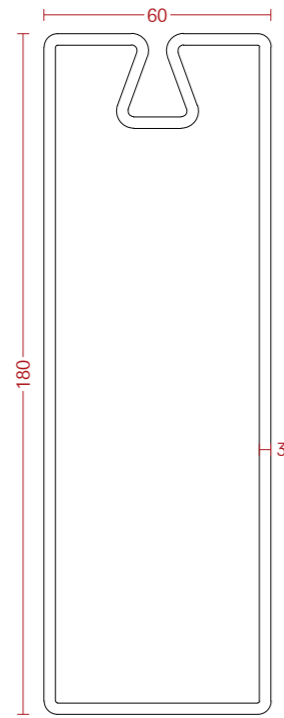
# Curtain Walls CW60 TB

rectangular hollow section with screwing groove

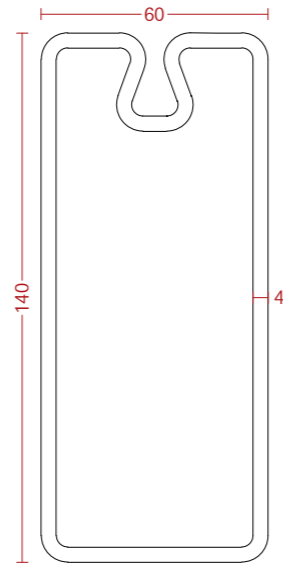
Galvanized steel



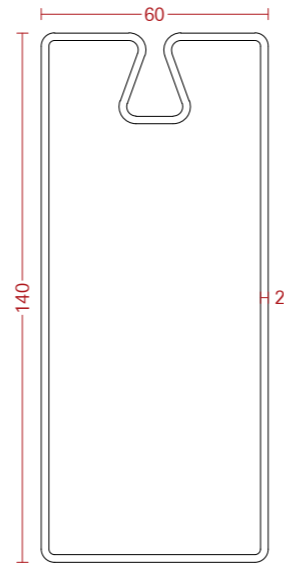
CW SR60200-5-10000



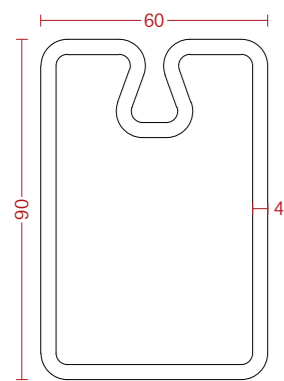
CW SR60180-3-9000



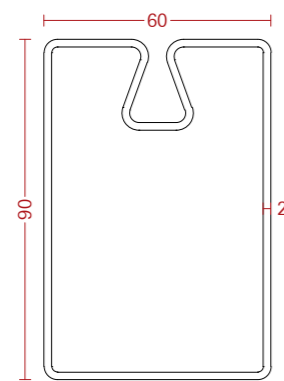
CW SR60140-4-8000



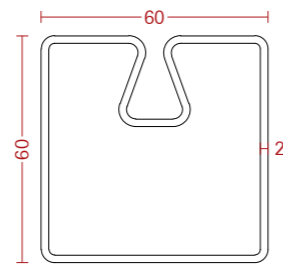
CW SR60140-2-6000  
CW SR60140-2-10000



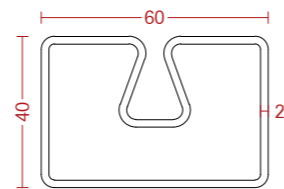
CW SR6090-4-8000



CW SR6090-2-6000  
CW SR6090-2-10000



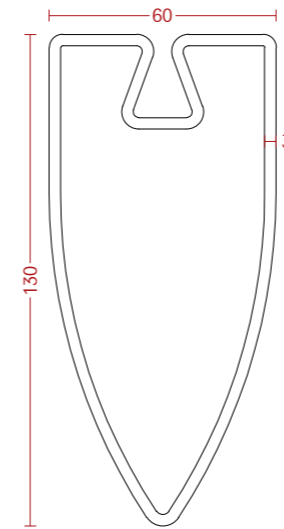
CW SR6060-2-6000



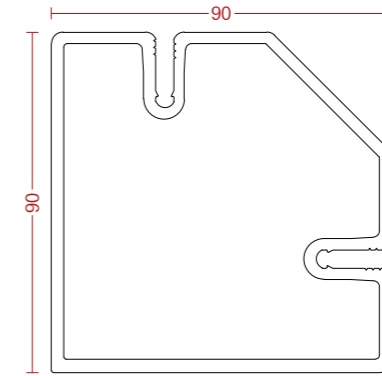
CW SR6040-2-6000

rectangular hollow section with screwing groove

Galvanized steel



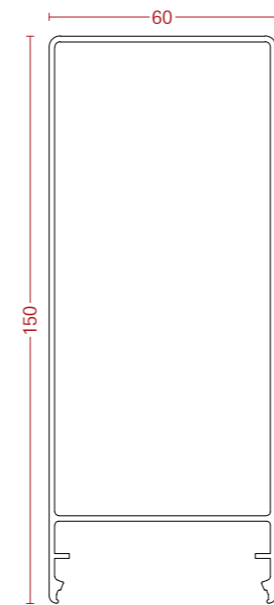
CW SR60130-3-D-8000



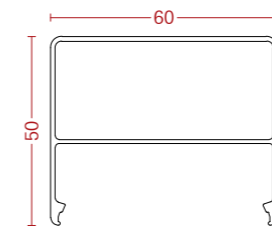
CW AL9090  
ALUMINUM

snap-on cover caps

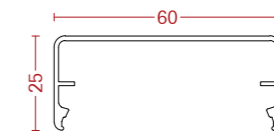
Aluminum



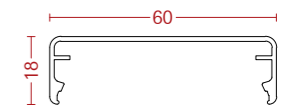
CW OL6081



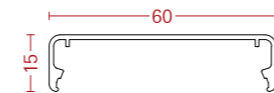
CW OL6015



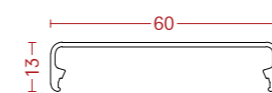
CW OL6014



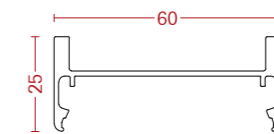
CW OL6013



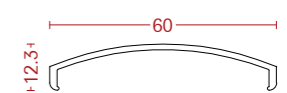
CW OL6012



CW OL6011



CW OL6016

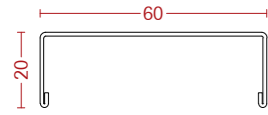


CW OL6066

# Curtain Walls CW60 TB

## snap-on cover caps

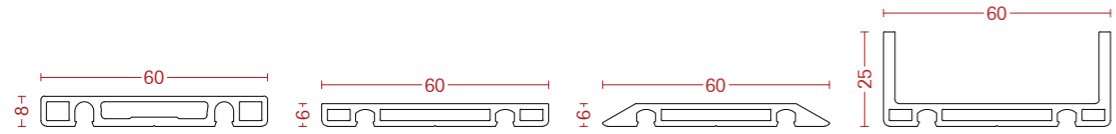
Stainless steel



CW OL6064  
STAINLESS STEEL

## pressure plates

Aluminum

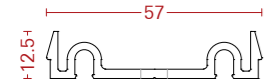


CW DL6059

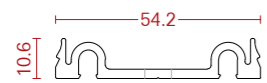
CW DL6071

CW DL6067

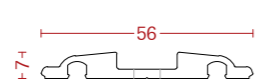
CW DL6061



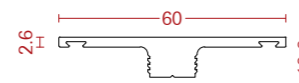
CW UL6007-L  
FOR CW OL6064



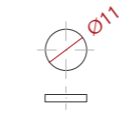
CW UL6009  
CW UL6009-L



CW UL6005-L



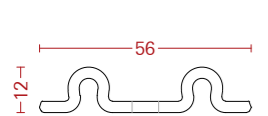
CW DL6073



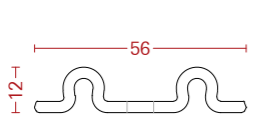
CW Z0089  
COVER PLUG  
FOR CW DL6073

## pressure plates

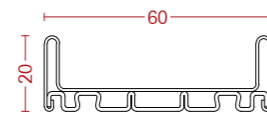
Stainless steel



CW UL6110C  
GALVANIZED STEEL



CW UL6110  
FOR BURGLAR



CW DL6044

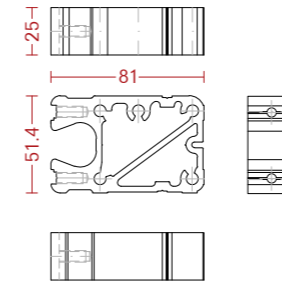


CW DL6018

## transom connectors and adapter profiles

Aluminum

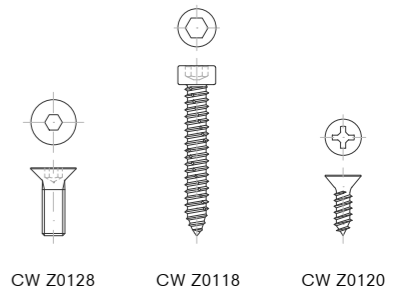
### CW RHT60XXX-n



Code	for
CW RHT6040-2	CW SR6040-2
CW RHT6060-2	CW SR6060-2
CW RHT6090-2	CW SR6090-2
CW RHT6090-4	CW SR6090-4
CW RHT60140-2	CW SR60140-2
CW RHT60140-4	CW SR60140-4
CW RHT60180-3	CW SR60180-3

### CW RHT60XXX-n-XXXX WITHOUT HOLES

Code	for
CW RHT6090-2-6000	CW SR6090-2
CW RHT6090-4-6000	CW SR6090-4
CW RHT60140-2-6000	CW SR60140-2
CW RHT60140-4-6000	CW SR60140-4
CW RHT60180-3-6000	CW SR60180-3



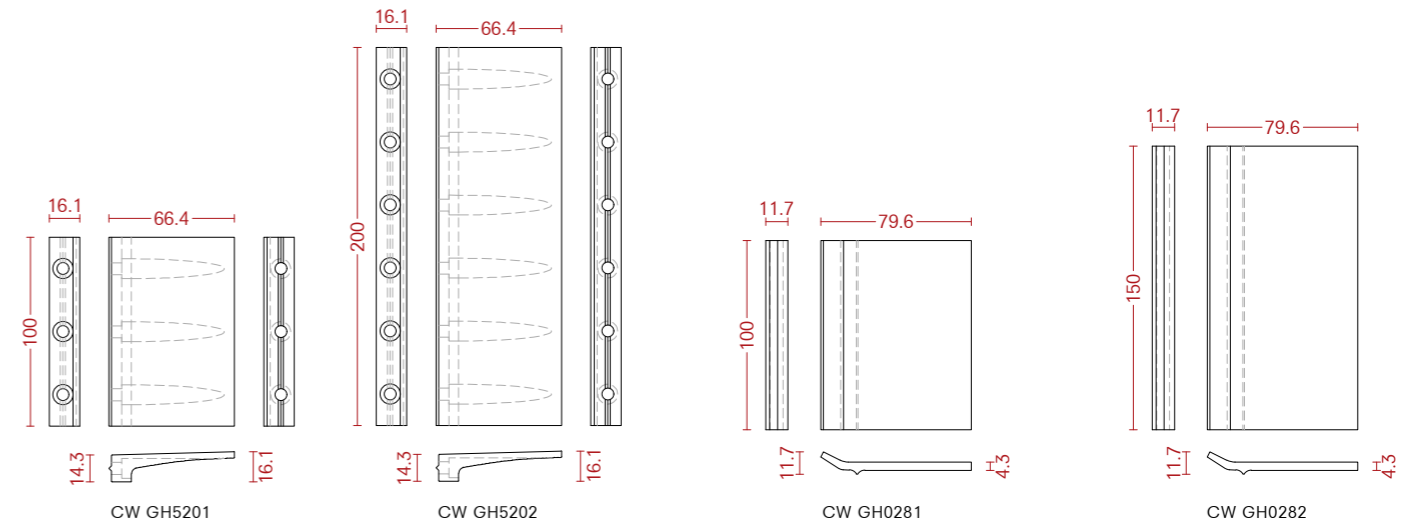
CW Z0128

CW Z0118

CW Z0120

## glass supports

Aluminum



CW GH5201

CW GH5202

CW GH0281

CW GH0282

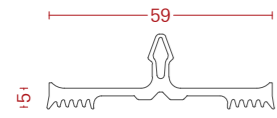


CW Z0118

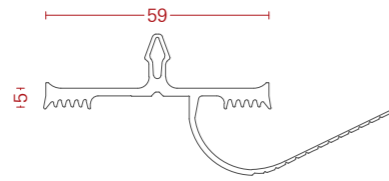
# Curtain Walls CW60 TB

internal gaskets for mullions and transoms - flush - 2 levels - height 5 mm

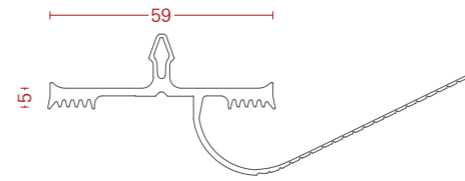
EPDM



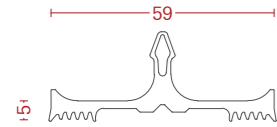
**CW GD6202**  
MULLION (TUBULAR THICKNESS 2-3 mm)



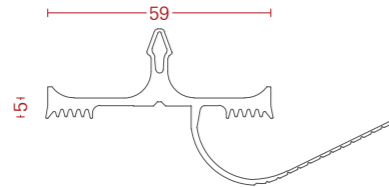
**CW GD6204**  
TRANSOM (TUBULAR THICKNESS 2-3 mm)  
FOR GLASS THICKNESS UP TO 50 mm



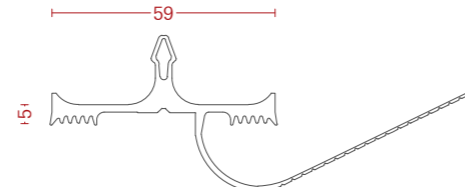
**CW GD6205**  
TRANSOM (TUBULAR THICKNESS 2-3 mm)  
FOR GLASS THICKNESS OVER TO 50 mm



**CW GD6222**  
MULLION (TUBULAR THICKNESS 4-5 mm)



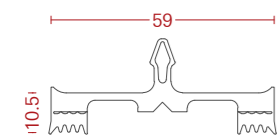
**CW GD6224**  
TRANSOM (TUBULAR THICKNESS 4-5 mm)  
FOR GLASS THICKNESS UP TO 50 mm



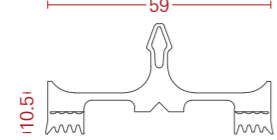
**CW GD6225**  
TRANSOM (TUBULAR THICKNESS 4-5 mm)  
FOR GLASS THICKNESS OVER TO 50 mm

internal gaskets for mullions and transoms - overlapping - 2 levels - height 10 mm

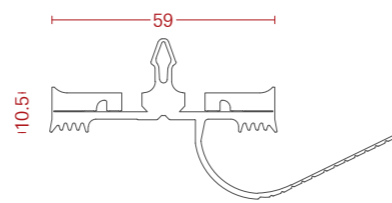
EPDM



**CW GD6206**  
MULLION  
(TUBULAR THICKNESS 2-3 mm)



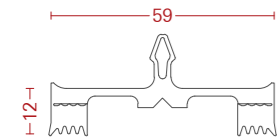
**CW GD6226**  
MULLION  
(TUBULAR THICKNESS 4-5 mm)



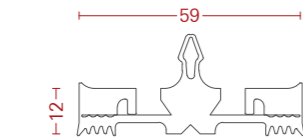
**CW GD6303**  
TRANSOM  
(TUBULAR THICKNESS 2-3 mm)

internal gaskets for mullions and transoms - overlapping - 3 levels - height 12 mm

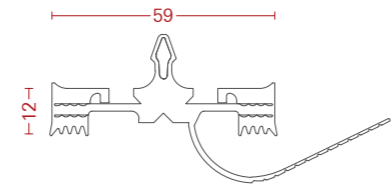
EPDM



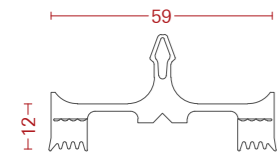
**CW GD6314**  
MAIN MULLION  
(TUBULAR THICKNESS 2-3 mm)



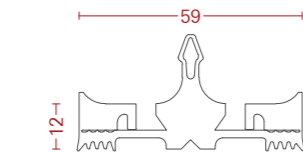
**CW GD6315**  
SECONDARY MULLION  
(TUBULAR THICKNESS 2-3 mm)



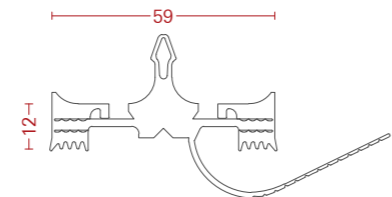
**CW GD6318**  
TRANSOM  
(TUBULAR THICKNESS 2-3 mm)



**CW GD6324**  
MAIN MULLION  
(TUBULAR THICKNESS 4-5 mm)



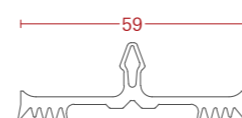
**CW GD6325**  
SECONDARY MULLION  
(TUBULAR THICKNESS 4-5 mm)



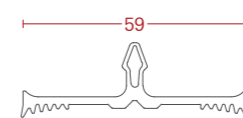
**CW GD6328**  
TRANSOM  
(TUBULAR THICKNESS 4-5 mm)

internal gaskets for mullions - polygonal facade - in combination with gaskets for pressure plates CW GD1925 and CW GD1928

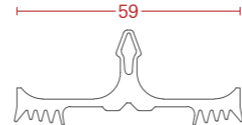
EPDM



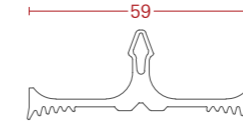
**CW GD6210**  
MULLION  
(TUBULAR THICKNESS 2-3 mm)  
OUTSIDE CORNER 3°-15°



**CW GD6211**  
MULLION  
(TUBULAR THICKNESS 2-3 mm)  
INSIDE CORNER 3°-15°



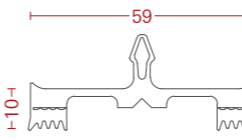
**CW GD6212**  
MULLION  
(TUBULAR THICKNESS 4-5 mm)  
OUTSIDE CORNER 3°-10°



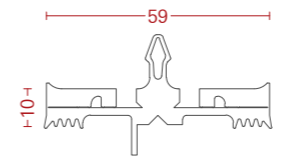
**CW GD6213**  
MULLION  
(TUBULAR THICKNESS 4-5 mm)  
INSIDE CORNER 3°-10°

internal gaskets for mullions and transoms for roof (inclination roof system minimum of 2°) - height 10 mm

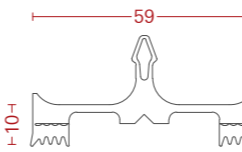
EPDM



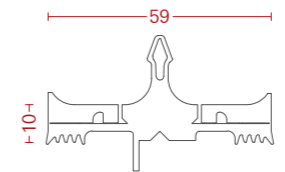
**CW GD6206**  
MULLION  
(TUBULAR THICKNESS 2-3 mm)



**CW GD6208**  
TRANSOM  
(TUBULAR THICKNESS 2-3 mm)



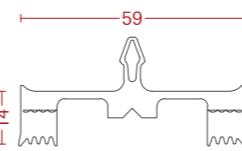
**CW GD6226**  
MULLION  
(TUBULAR THICKNESS 4-5 mm)



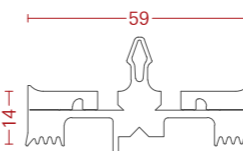
**CW GD6228**  
TRANSOM  
(TUBULAR THICKNESS 4-5 mm)

internal gaskets for mullions and transoms for roof (inclination roof system minimum of 2°) - height 14 mm

EPDM



**CW GD6230**  
MULLION  
(TUBULAR THICKNESS 4-5 mm)



**CW GD6231**  
TRANSOM  
(TUBULAR THICKNESS 4-5 mm)

# Curtain Walls CW60 TB

external gaskets for pressure plates

EPDM



**CW GD6024**  
MULLION  
(FACADE)  
MULLION AND TRANSOM  
(ROOF, MINIMUM OF 2° INCLINATION)



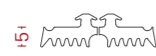
**CW GD6054**  
TRANSOM  
(FACADE)



**CW GD6940**  
FOR CW DL6018 ON MULLIONS  
AND TRANSOMS



**CW GD1934**



**CW GD1932**



**CW GD1936**



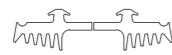
**CW GD1938**



**CW GD1940**



**CW GD1925**  
OUTSIDE CORNER  
INCLINATION 3°-15°



**CW GD1928**  
INSIDE CORNER  
INCLINATION 3°-10°

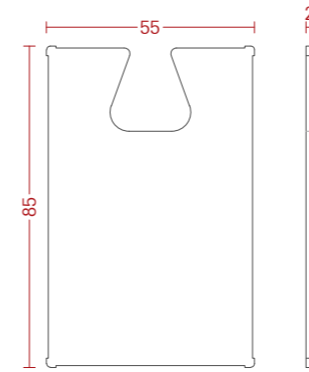


**CW GD6174**  
FOR CW DL6073  
ON MULLIONS



**CW GD6175**  
FOR CW DL6073  
ON TRANSOMS

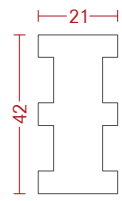
end caps for rectangular hollow section tubes



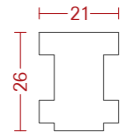
**CW Z6XXX**

Code	for
CW Z6046	CW SR6040-2
CW Z6101	CW SR6090-2
CW Z6047	CW SR6090-2
CW Z6050	CW SR6090-4
CW Z6048	CW SR60140-2
CW Z6051	CW SR60140-4
CW Z6056	CW SR60180-3

insulating strips expanded gasket




**CW Z0605**



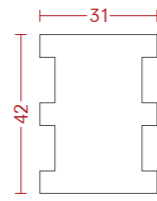
**CW Z0606**



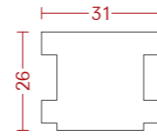
**CW Z0609**



**CW Z0610**



**CW Z0607**

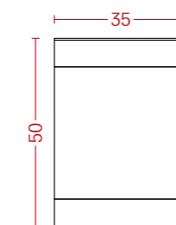


**CW Z0608**

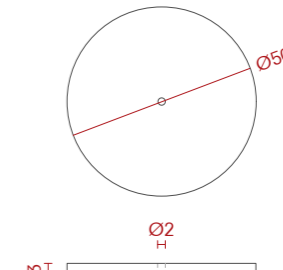
accessories and complementaries



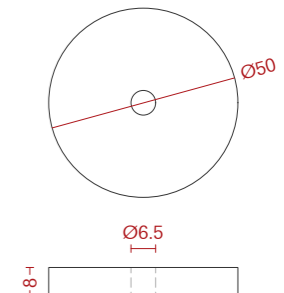
**CW Z0094**  
SEALANT FOR GASKETS



**CW Z0601**  
STAINLESS STEEL  
SEALING PLATES

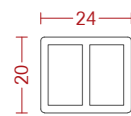


**CW GD5009**  
PUNCTUAL PRESSURE PLATES

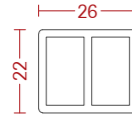


**CW Z0020**  
PUNCTUAL PRESSURE PLATE

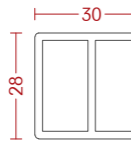
final field fill-in profiles



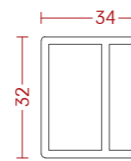
**CW Z1061**



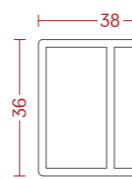
**CW Z1062**



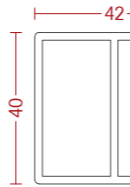
**CW Z1063**



**CW Z1064**



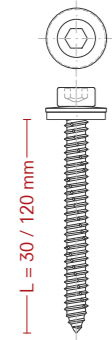
**CW Z1065**




**CW Z1066**

# Curtain Walls CW60 TB

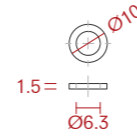
screws



**CW Z01XX**  
SELF TAPPING SCREW  
STAINLESS STEEL



**CW Z02XX**  
SELF TAPPING SCREW  
STAINLESS STEEL



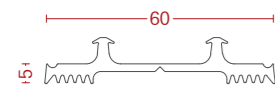
**CW Z033**  
WASHER

Code	Dimensions
CW Z0148	Ø6.3x30 mm
CW Z0149	Ø6.3x35 mm
CW Z0151	Ø6.3x40 mm
CW Z0152	Ø6.3x45 mm
CW Z0153	Ø6.3x50 mm
CW Z0154	Ø6.3x55 mm
CW Z0155	Ø6.3x60 mm
CW Z0156	Ø6.3x65 mm
CW Z0157	Ø6.3x70 mm
CW Z0158	Ø6.3x75 mm
CW Z0161	Ø6.3x80 mm
CW Z0162	Ø6.3x85 mm
CW Z0163	Ø6.3x90 mm
CW Z0164	Ø6.3x100 mm
CW Z0165	Ø6.3x105 mm
CW Z0167	Ø6.3x110 mm
CW Z0166	Ø6.3x120 mm

Code	Dimensions
CW Z0293	Ø6.3x18 mm
CW Z0247	Ø6.3x25 mm
CW Z0253	Ø6.3x50 mm
CW Z0255	Ø6.3x60 mm
CW Z0257	Ø6.3x70 mm
CW Z0258	Ø6.3x75 mm
CW Z0241	Ø6.3x80 mm
CW Z0242	Ø6.3x85 mm
CW Z0243	Ø6.3x90 mm

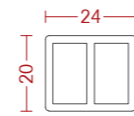
## external gaskets for burglar

EPDM



**CW GD6122-WK**  
BURGLAR RESISTANCE  
WITH CW UL6110, CW UL6110C

## accessories for burglar resistance



**CW Z1061**



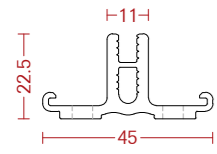
**CW Z0093**



# Curtain walls CW50-1 TB

fixing channel

Aluminum



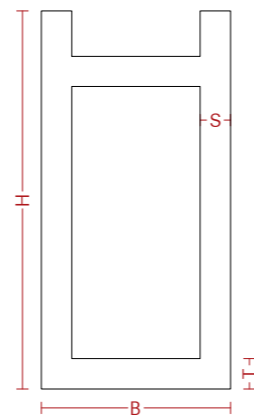
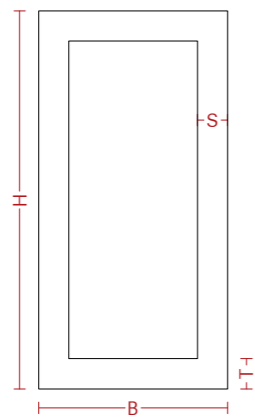
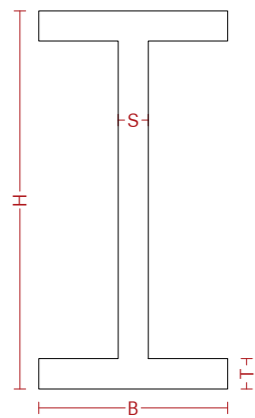
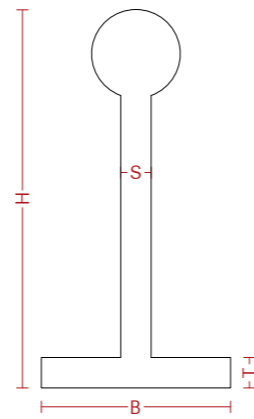
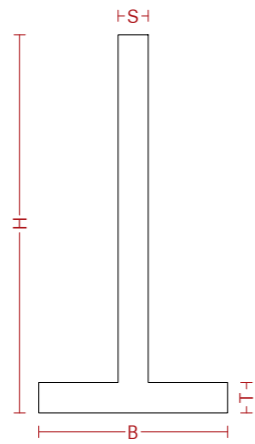

CW AK5010

## examples of laser welded custom profiles

-14 Laser welded and sand blasted steel

-33 Laser welded and sand blasted stainless steel AISI 304L

-34 Laser welded and sand blasted stainless steel AISI 316L

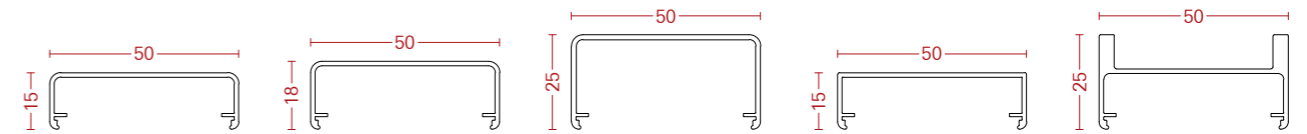


### SIZE RANGE

B min	B max	H min	H max	S min	S max	T min	T max	L max
50	400	40	1000	4	30	4	50	15000

## snap-on cover caps

Aluminum



CW OL5012

CW OL5013

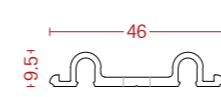
CW OL5014

CW OL5025

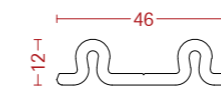
CW OL5016

## pressure plates

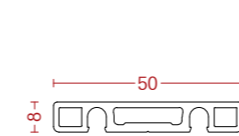
Aluminum



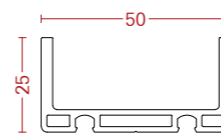
CW UL5009  
CW UL5009L



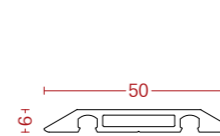
CW UL5110  
STAINLESS STEEL  
FOR BURGLAR



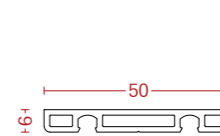
CW DL5059



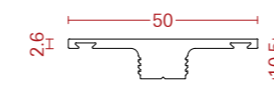
CW DL5061



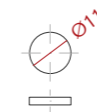
CW DL5067



CW DL5071



CW DL5073



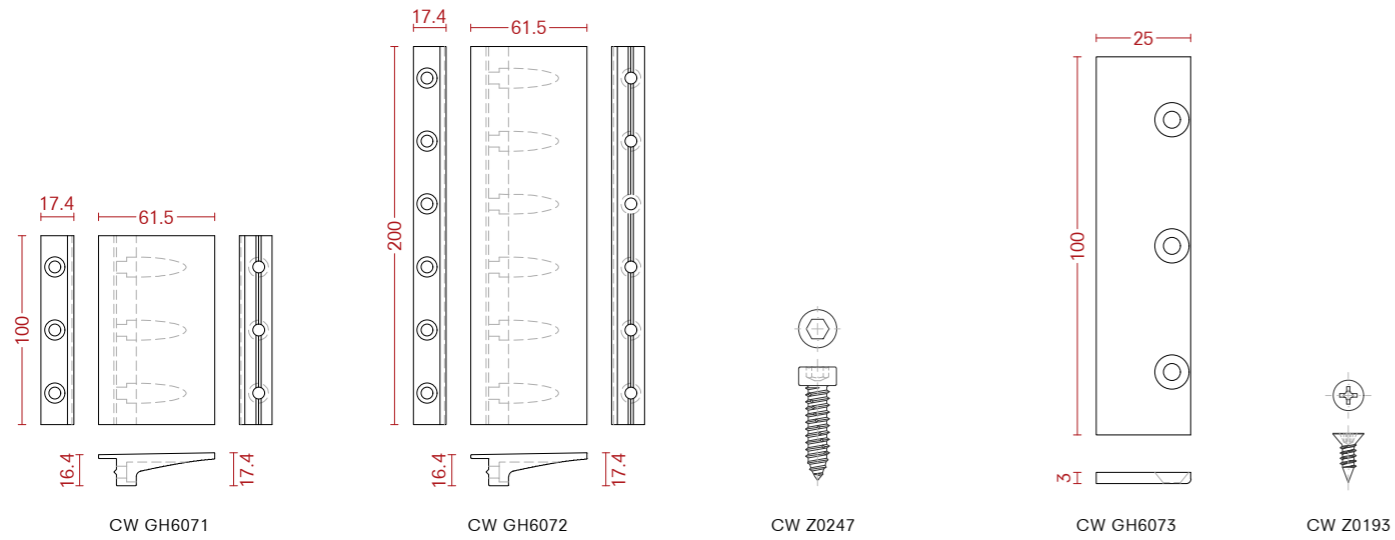
CW Z0089  
COVER PLUG  
FOR CW DL5073



# Curtain walls CW50-1 TB

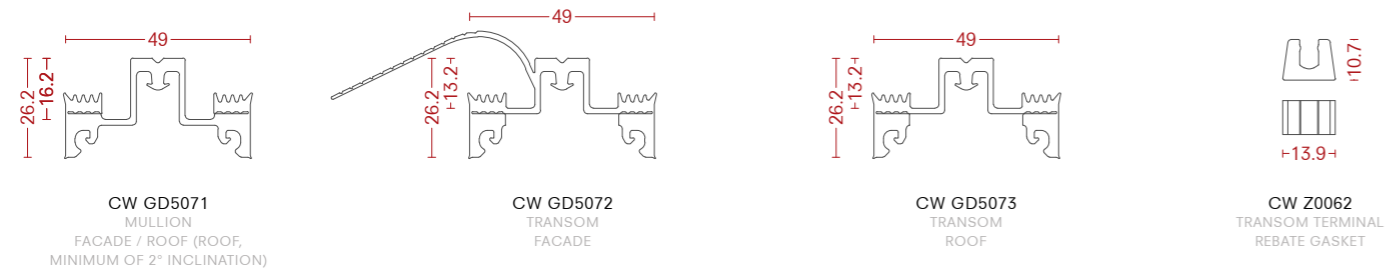
glass supports

Aluminum



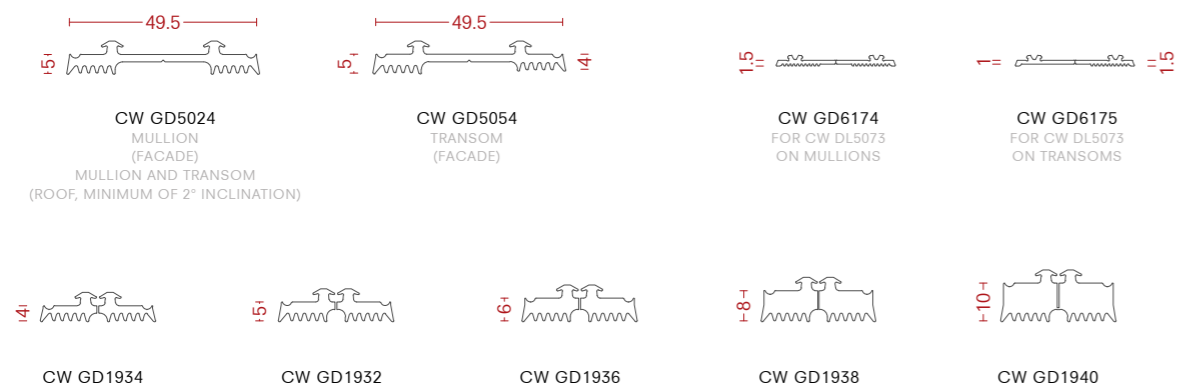
internal gaskets for mullions and transoms - overlapping - 2 levels - height 16.5 mm

EPDM

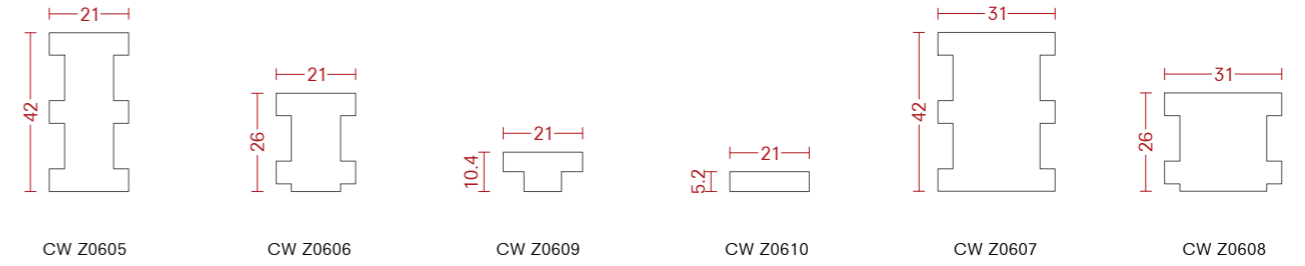


external gaskets for pressure plates

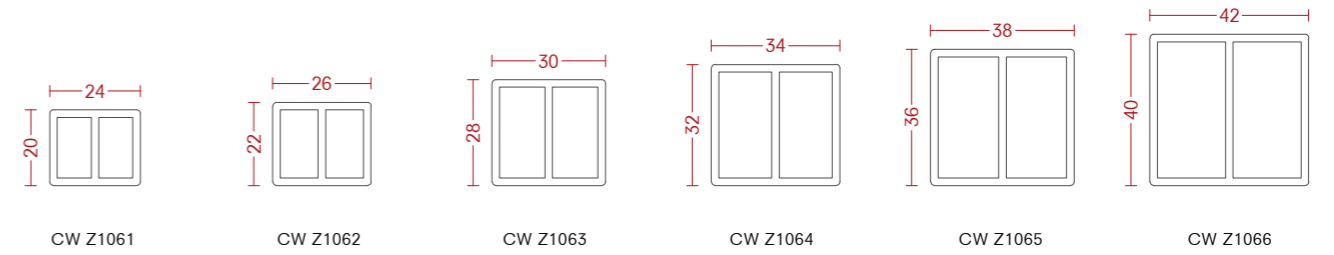
EPDM



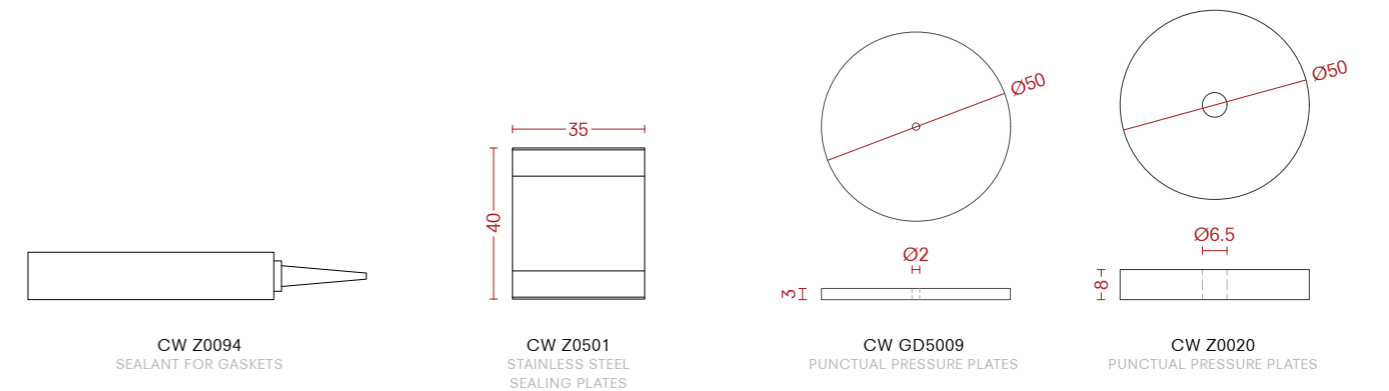
insulating strips expanded gasket



final field fill-in profiles

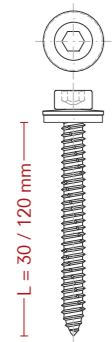
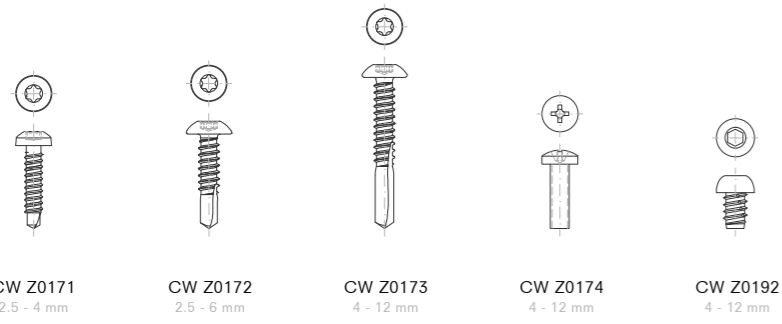


accessories and complementaries




# Curtain walls CW50-1 TB

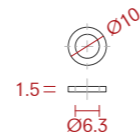
screws



**CW Z01XX**  
SELF TAPPING SCREW  
STAINLESS STEEL



**CW Z02XX**  
SELF TAPPING SCREW  
STAINLESS STEEL



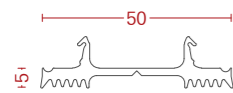
**CW Z033**  
WASHER

Code	Dimensions
CW Z0148	Ø6.3x30 mm
CW Z0149	Ø6.3x35 mm
CW Z0151	Ø6.3x40 mm
CW Z0152	Ø6.3x45 mm
CW Z0153	Ø6.3x50 mm
CW Z0154	Ø6.3x55 mm
CW Z0155	Ø6.3x60 mm
CW Z0156	Ø6.3x65 mm
CW Z0157	Ø6.3x70 mm
CW Z0158	Ø6.3x75 mm
CW Z0161	Ø6.3x80 mm
CW Z0162	Ø6.3x85 mm
CW Z0163	Ø6.3x90 mm
CW Z0164	Ø6.3x100 mm
CW Z0165	Ø6.3x105 mm
CW Z0167	Ø6.3x110 mm
CW Z0166	Ø6.3x120 mm

Code	Dimensions
CW Z0293	Ø6.3x18 mm
CW Z0247	Ø6.3x25 mm
CW Z0253	Ø6.3x50 mm
CW Z0255	Ø6.3x60 mm
CW Z0257	Ø6.3x70 mm
CW Z0258	Ø6.3x75 mm
CW Z0241	Ø6.3x80 mm
CW Z0242	Ø6.3x85 mm
CW Z0243	Ø6.3x90 mm

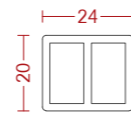
## external gaskets for burglar

EPDM



**CW GD5122-WK**  
BURGLAR RESISTANCE  
WITH CW UL5110

## accessories for burglar



**CW Z1061**



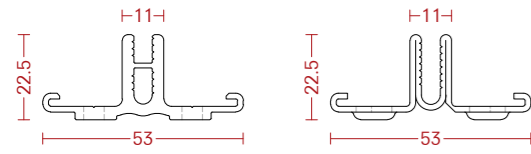
**CW Z0093**



# Curtain walls CW60-1 TB

fixing channel

Aluminum

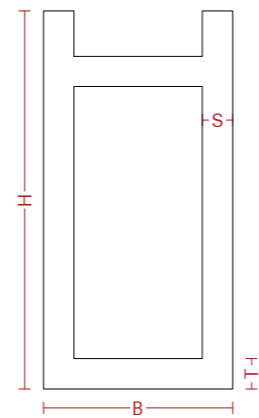
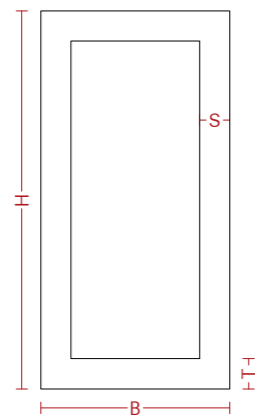
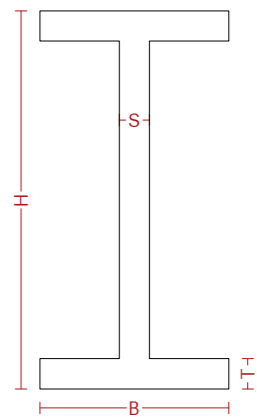
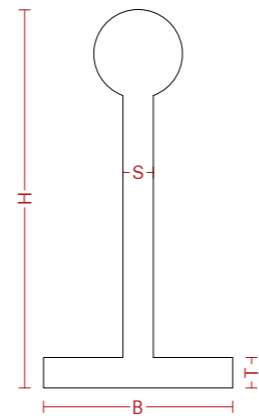
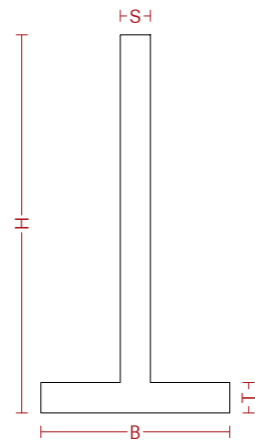
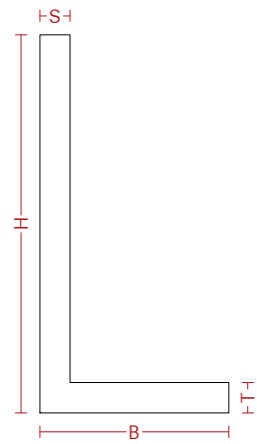


CW AK6010

CW AK6020  
GALVANIZED STEEL  
CW AK6020S  
RAW STEEL

## examples of laser welded custom profiles

- 14 Laser welded and sand blasted steel
- 33 Laser welded and sand blasted stainless steel AISI 304L
- 34 Laser welded and sand blasted stainless steel AISI 316L

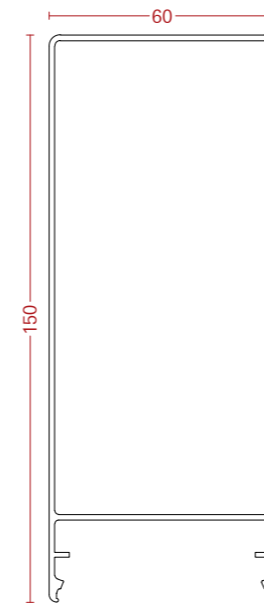


### SIZE RANGE

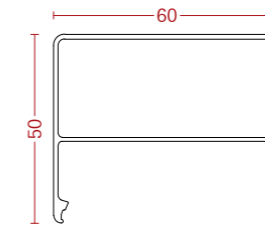
B min	B max	H min	H max	S min	S max	T min	T max	L max
50	400	40	1000	4	30	4	50	15000

## snap-on cover caps

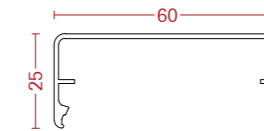
Aluminum



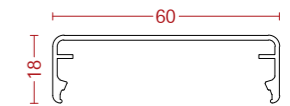
CW OL6081



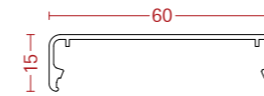
CW OL6015



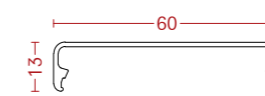
CW OL6014



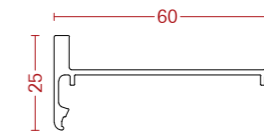
CW OL6013



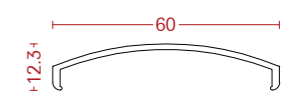
CW OL6012



CW OL6011



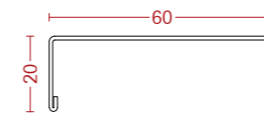
CW OL6016



CW OL6066

## snap-on cover caps

Stainless steel

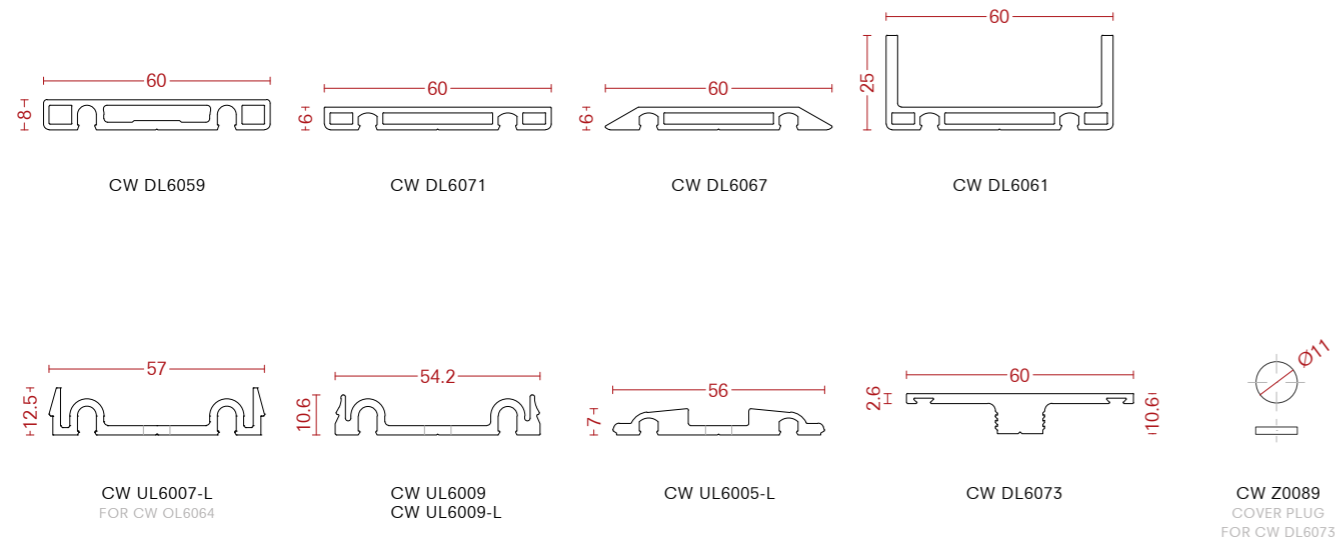


CW OL6064  
STAINLESS STEEL

# Curtain walls CW60-1 TB

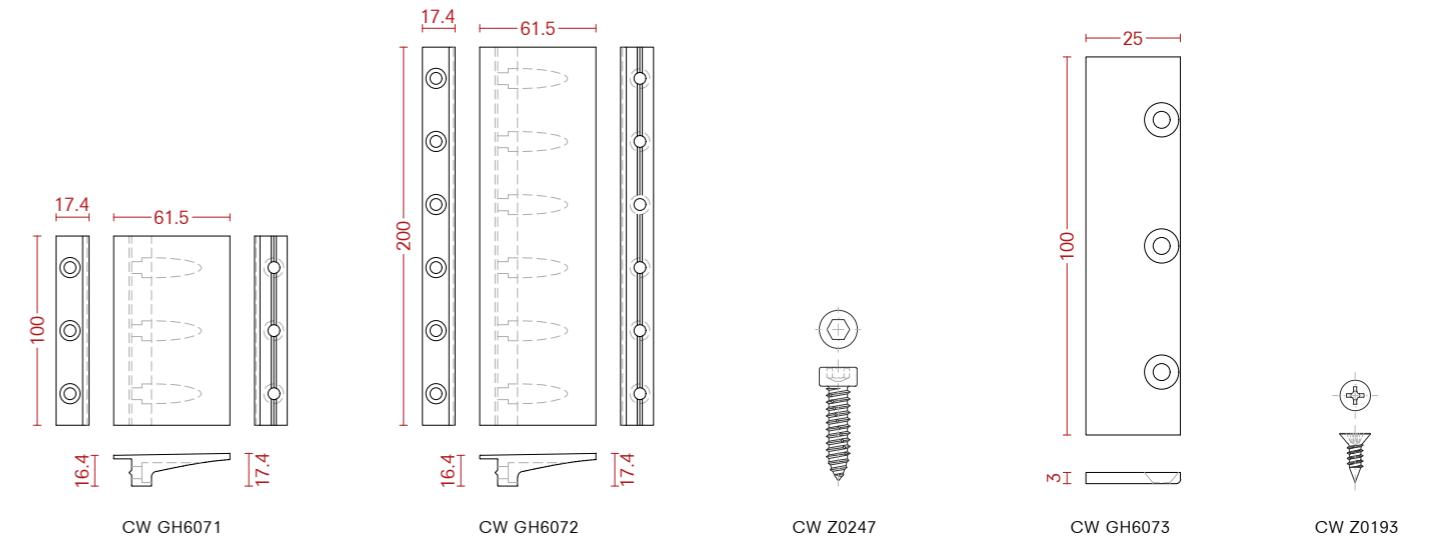
## pressure plates

Aluminum



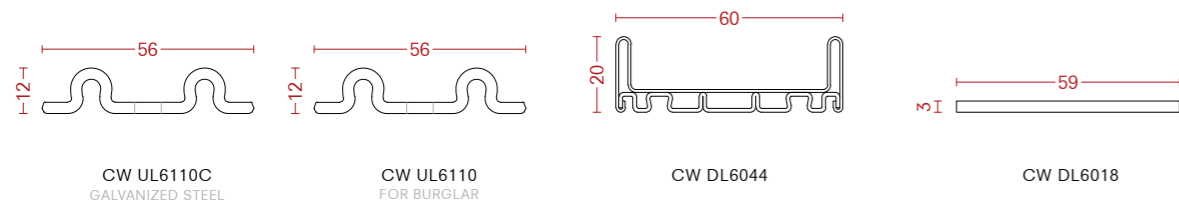
## glass supports

Aluminum



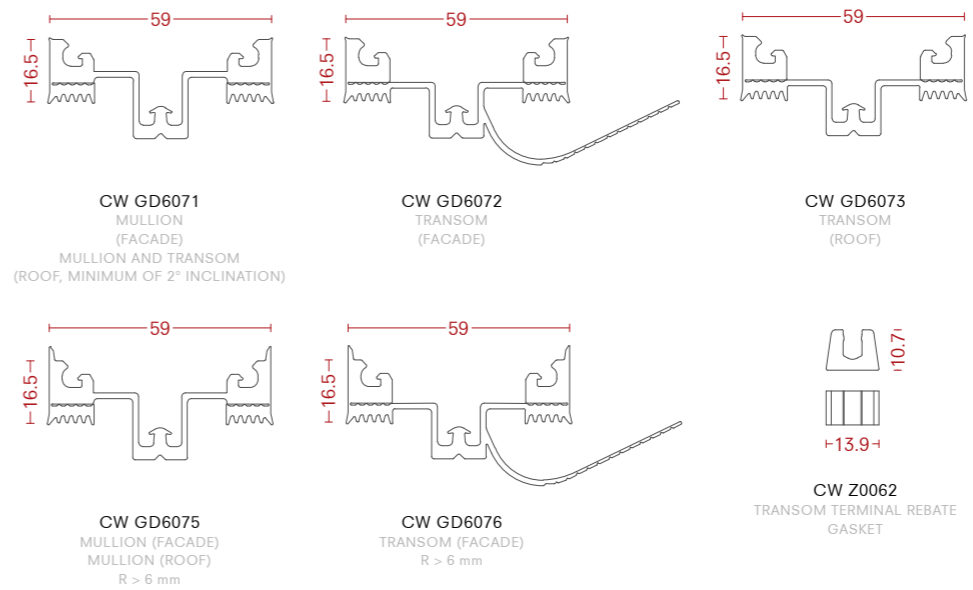
## pressure plates

Stainless steel



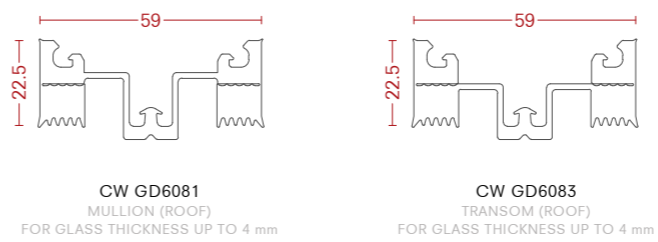
## internal gaskets for mullions and transoms - overlapping - 2 levels - height 16.5 mm

EPDM



## internal gaskets for mullions and transoms - overlapping - 2 levels - height 22.5 mm

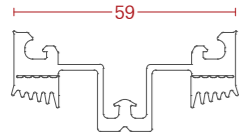
EPDM



# Curtain walls CW60-1 TB

internal gaskets for mullions - polygonal facade - in combination with gasket for pressure plate CW GD1925

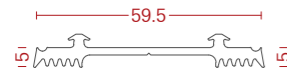
EPDM



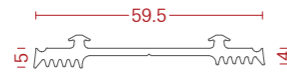
**CW GD6074**  
MULLION (FACADE)  
OUTSIDE CORNER 3°-15°

## external gaskets for pressure plates

EPDM



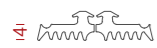
**CW GD6024**  
MULLION (FACADE)  
  
MULLION AND TRANSOM  
(ROOF, MINIMUM OF 2° INCLINATION)



**CW GD6054**  
TRANSOM (FACADE)



**CW GD6940**  
FOR CW DL6018 ON MULLIONS  
AND TRANSOMS



**CW GD1934**



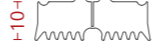
**CW GD1932**



**CW GD1936**



**CW GD1938**



**CW GD1940**



**CW GD1925**  
OUTSIDE CORNER 3°-15°



**CW GD1928**  
INSIDE CORNER 3°-10°

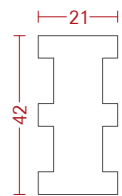


**CW GD6174**  
FOR CW DL6073  
ON MULLIONS

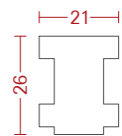


**CW GD6175**  
FOR CW DL6073  
ON TRANSOMS

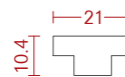
## insulating strips expanded gasket




**CW Z0605**



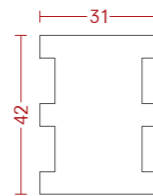
**CW Z0606**



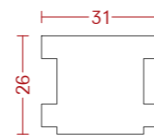
**CW Z0609**



**CW Z0610**

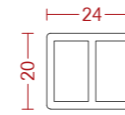


**CW Z0607**

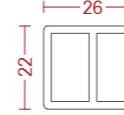


**CW Z0608**

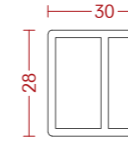
## final field fill-in profiles



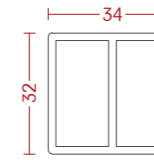
**CW Z1061**



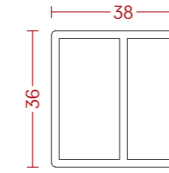
**CW Z1062**



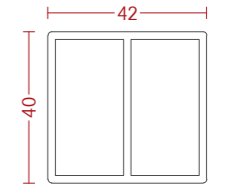
**CW Z1063**



**CW Z1064**



**CW Z1065**

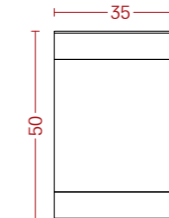


**CW Z1066**

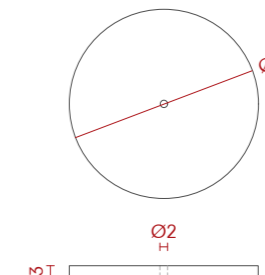
## accessories and complementaries



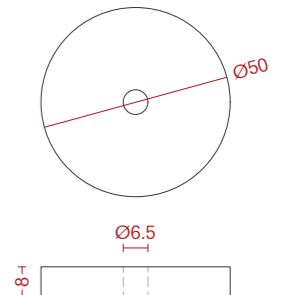
**CW Z0094**  
SEALANT FOR GASKETS



**CW Z0601**  
STAINLESS STEEL  
SEALING PLATES



**CW GD5009**  
PUNCTUAL PRESSURE PLATES



**CW Z0020**  
PUNCTUAL PRESSURE PLATES

## screws



**CW Z0171**  
2.5 - 4 mm



**CW Z0172**  
2.5 - 6 mm



**CW Z0173**  
4 - 12 mm



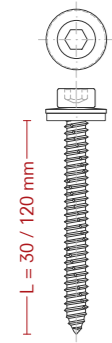
**CW Z0174**  
4 - 12 mm




**CW Z0192**  
4 - 12 mm

# Curtain walls CW60-1 TB

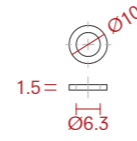
screws



**CW Z01XX**  
SELF TAPPING SCREW  
STAINLESS STEEL



**CW Z02XX**  
SELF TAPPING SCREW  
STAINLESS STEEL



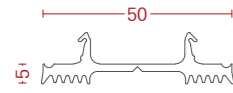
**CW Z033**  
WASHER

Code	Dimensions
CW Z0148	Ø6.3x30 mm
CW Z0149	Ø6.3x35 mm
CW Z0151	Ø6.3x40 mm
CW Z0152	Ø6.3x45 mm
CW Z0153	Ø6.3x50 mm
CW Z0154	Ø6.3x55 mm
CW Z0155	Ø6.3x60 mm
CW Z0156	Ø6.3x65 mm
CW Z0157	Ø6.3x70 mm
CW Z0158	Ø6.3x75 mm
CW Z0161	Ø6.3x80 mm
CW Z0162	Ø6.3x85 mm
CW Z0163	Ø6.3x90 mm
CW Z0164	Ø6.3x100 mm
CW Z0165	Ø6.3x105 mm
CW Z0167	Ø6.3x110 mm
CW Z0166	Ø6.3x120 mm

Code	Dimensions
CW Z0293	Ø6.3x18 mm
CW Z0247	Ø6.3x25 mm
CW Z0253	Ø6.3x50 mm
CW Z0255	Ø6.3x60 mm
CW Z0257	Ø6.3x70 mm
CW Z0258	Ø6.3x75 mm
CW Z0241	Ø6.3x80 mm
CW Z0242	Ø6.3x85 mm
CW Z0243	Ø6.3x90 mm

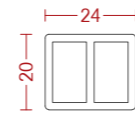
## external gaskets for burglar

EPDM



**CW GD6122-WK**  
BURGLAR  
WITH CW UL6110, CW UL6110C


## accessories for burglar resistance



**CW Z1061**



**CW Z0093**





## Neutra minimal sliding

### THE FIRST MINIMAL SLIDING IN STEEL

"Harmonizing human action to the order of nature". The lesson of the great modernist architect Richard Neutra is still relevant today, and echoes in today's architecture: a fluid architecture in direct relationship with the landscape. Large glazed openings meet with a new, free design of transparent surfaces and expand in size and value to replace larger and larger portions of the masonry walls.

The large minimal sliding doors, which allow nature to enter the buildings with a single smooth movement, are the result of a revolutionary intuition of another great modernist, Le Corbusier, to whom steel - thanks to its properties of strength and flexibility - allowed a new construction language.

Neutra Minimal Sliding wants to bring back that vision: the same unmistakable style, the same ambition to innovate. Finally back in steel, finally with thermal break. Neutra's steel is the best AISI 316L stainless steel, the so-called 'marine steel' for its exceptional corrosion resistance. A noble metal rich in history that does not follow form and function: it enables them. Restoring to architects and designers the pleasure of truly excelling.

Neutra Minimal Sliding is the first minimal sliding in steel: incredibly reduced visible sections, fully recessed frame, both wall and floor, huge openings with high-performance glazing.

The large glass panes are the result of the latest technological research, which makes it possible to combine huge dimensional ranges and extremely thin profiles (20 mm for the central section between the sliding panels), while maintaining the greatest ease and weightlessness of motion. Neutra is the latest evolution in Minimal Sliding, with a visionary design and unprecedented performance.

### IL PRIMO SCORREVOLE MINIMALE IN ACCIAIO

"Intonare l'azione dell'uomo all'ordine della natura". La lezione del grande architetto modernista Richard Neutra è ancora attuale, e riecheggia nell'architettura di oggi: un'architettura fluida in diretto rapporto con il paesaggio. Grandi aperture vetrate si incontrano con una nuova, libera progettazione delle superfici trasparenti e si espandono, in grandezza e valore, a sostituire porzioni sempre più ampie di pareti murarie.

I grandi serramenti scorrevoli minimali, che permettono con un unico fluido movimento di far entrare la natura negli edifici, nascono da un'intuizione rivoluzionaria di un altro grande modernista, Le Corbusier, cui l'acciaio - grazie alle sue caratteristiche di robustezza e flessibilità - permise un nuovo linguaggio costruttivo.

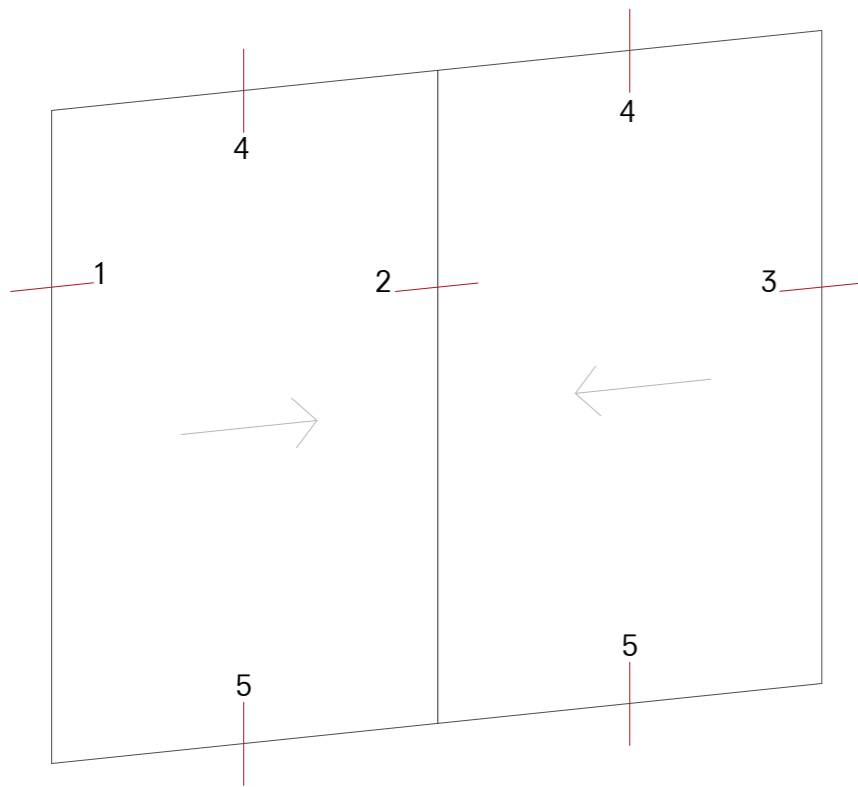
Neutra Minimal Sliding vuole riportare indietro quel sogno: lo stesso stile inconfondibile, la stessa ambizione di rivoluzionare. Finalmente di nuovo in acciaio, finalmente a taglio termico. L'acciaio di Neutra è il miglior acciaio inossidabile AISI 316L, il cosiddetto "acciaio marino" per le sue eccezionali caratteristiche di resistenza alla corrosione. Un metallo nobile e ricco di storia che non segue la forma e la funzione: le abilita. Restituendo ad architetti e progettisti il piacere di distinguersi davvero.

Neutra Minimal Sliding è il primo scorrevole minimale in acciaio: sezioni a vista incredibilmente ridotte, telaio completamente incassato, sia a parete che a pavimento, enormi specchiature con vetri performanti.

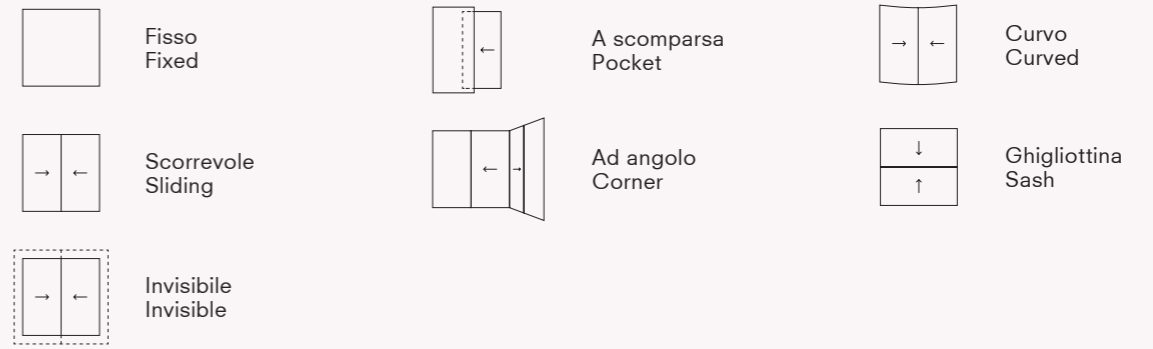
Le grandi lastre vetrate sono il risultato dell'ultima ricerca tecnologica, che permette di combinare enormi campi dimensionali ed estrema esilità dei profili (20 mm per il nodo centrale tra le ante scorrevoli), mantenendo massima facilità e leggerezza di scorrimento.

Neutra è l'evoluzione del concetto di Minimal Sliding, con un design visionario e performance senza precedenti.



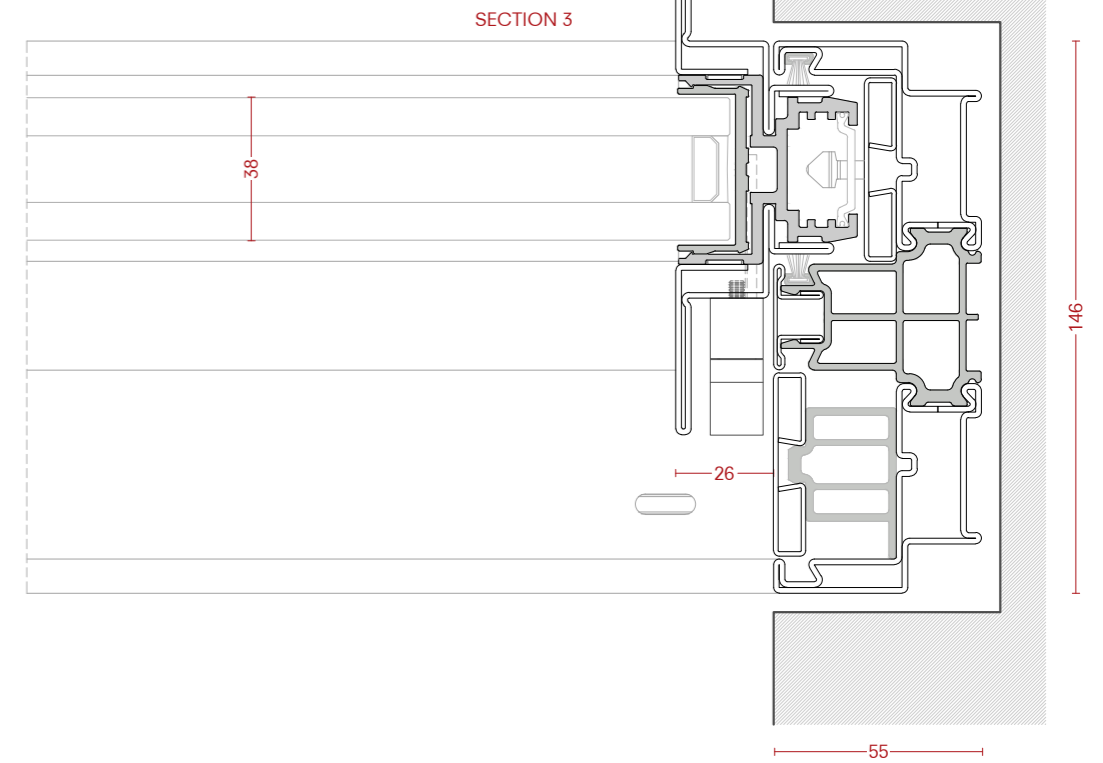
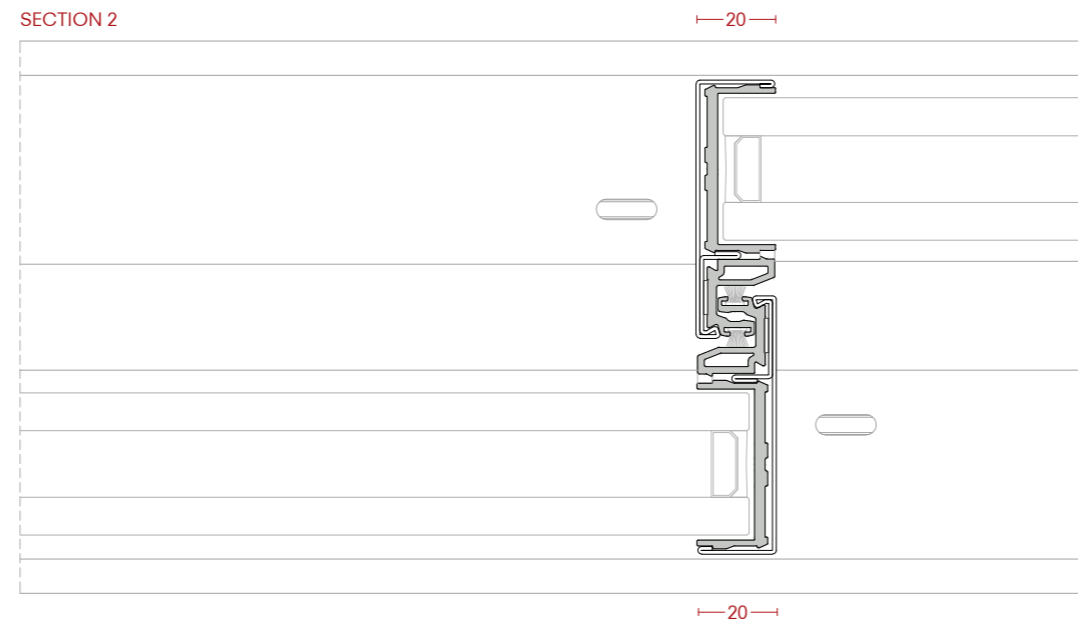
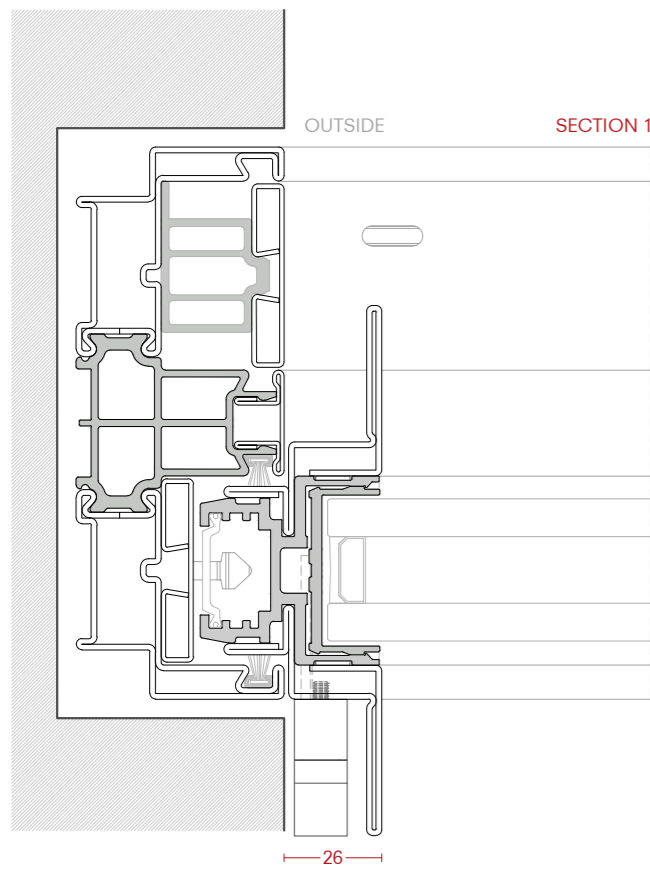


SISTEMI SCORREVOLI | SLIDING SYSTEMS

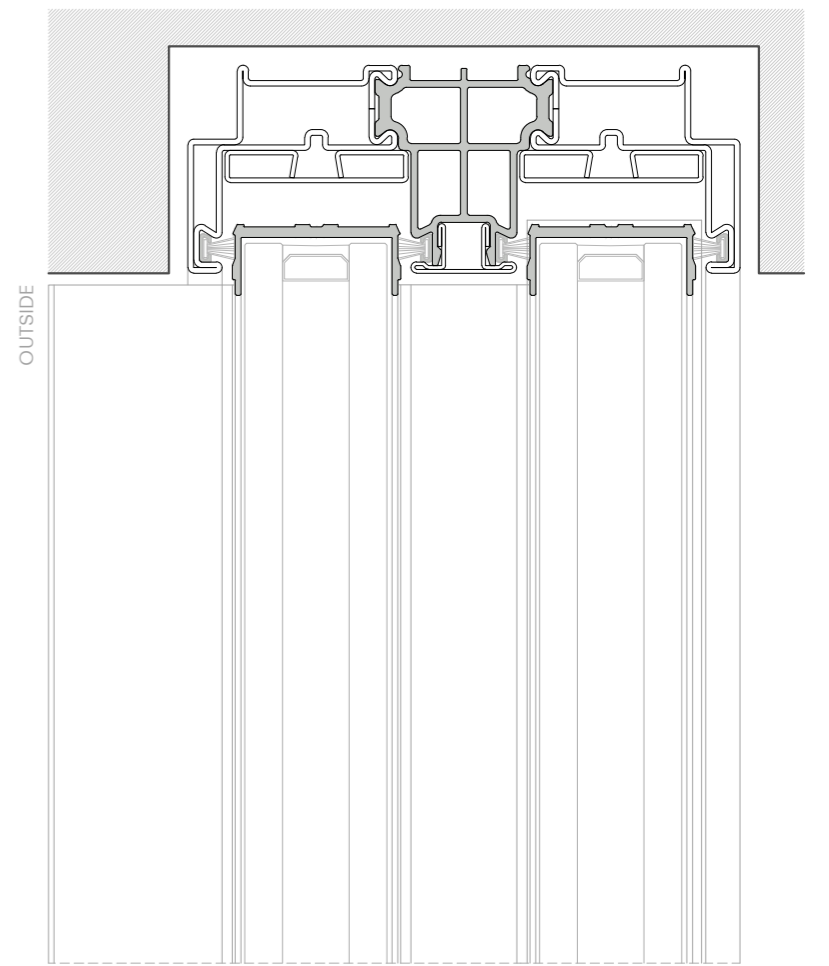


PERFORMANCE

Coefficiente termico up to Thermal coefficient	$U_w = 0,75W/m^2K$	Tenuta all'acqua Water tightness	Classe E900
Tenuta all'aria Air tightness	Classe 4	Isolamento acustico up to Sound insulation	41db
Resistenza al vento Wind resistance	Classe C5	Resistenza al fuoco Fire resistance	EI 15

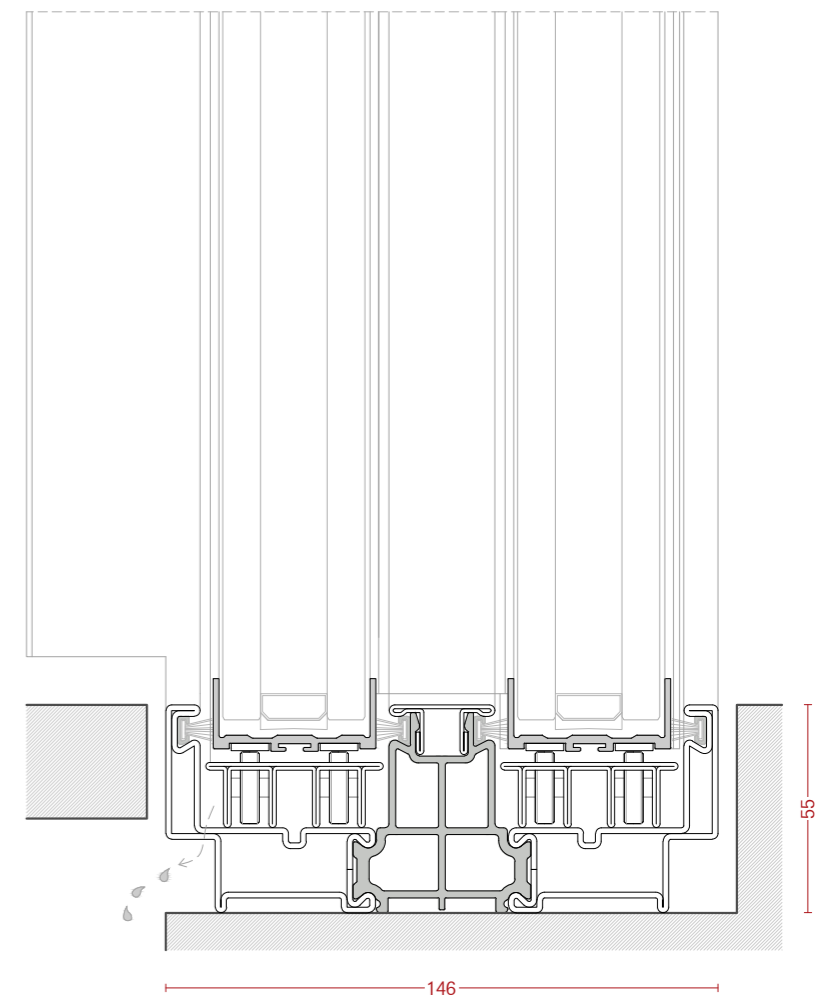






SECTION 4

SECTION 5





## **DISCLAIMER**

We reserve the right to make technical improvements or modifications of any type even during the validity of this catalogue without prior notice to the customer. Ottostumm SA and Mogs srl take no liability for misprints or mistakes in scale reproductions.

No part of this catalogue may be published, distributed, extracted, reused, or reproduced in any form except under written permission by Ottostumm SA or Mogs srl. Technical drawings are for guidance only and must be studied and verified from a mechanical, functional and static point of view, relieving the companies of every responsibility of any kind. The surface finishes of the items - as represented in this catalogue - are purely indicative.

For all the rest, please refer to the sales conditions of the company that issued the order confirmation.

## **AVVERTENZE**

Ci riserviamo la facoltà di apportare miglioramenti tecnici o modifiche di qualsiasi tipo anche nel corso di validità del presente catalogo senza alcun preavviso. Nessuna responsabilità è imputabile a Ottostumm SA o a Mogs srl per errori tipografici o nelle riproduzioni in scala. È vietata la riproduzione anche parziale, la pubblicazione, la distribuzione, il riutilizzo con qualsiasi mezzo effettuato o l'estrazione in copia del presente catalogo se non con preventiva autorizzazione scritta da parte di Ottostumm SA o Mogs srl.

I disegni tecnici sono puramente indicativi, ogni applicazione deve essere studiata e verificata da un punto di vista meccanico, funzionale e statico, sollevando Ottostumm SA e Mogs srl da ogni responsabilità di qualsiasi tipo. Le finiture degli articoli – così come rappresentate in questo catalogo – sono puramente indicative. Per tutto il resto, si prega di fare riferimento alle condizioni di vendita della società che ha emesso la conferma d'ordine.

Printed: October 2023

**OTTOSTUMM** | **mogs**

### **OTTOSTUMM SA**

Via Baragge, 2 - 6855 Stabio - Switzerland

### **Mogs srl unipersonale**

Viale Trento e Trieste, 12 - 31100 Treviso - Italia

[ottostumm-mogs.com](http://ottostumm-mogs.com)

**OFFICIAL PARTNER OF OTTOSTUMM | mogs**

# **METALFORM**

**MASTERS OF METAL**

**UNITEDKINGDOM**

**METALFORM**

**NORWAYMETALLTD**

53ChelseaManorStreet

London,SW35RZ

**SALES METALFORM.UK**

**+442081298814**

**GERMANY**

**METALFORMGMBH**

Carl-Zeiss-Ring15A

85737Ismaning

**SALES METALFORMGROUP.DE**

**+4917663630406**

**NORWAY**

**METALFORMAS**

Brochmannsveien2

195ORømskog

**SALG METALFORM.NO**

**+4740162 446**

**METALFORMGROUP**

**SALES METALFORMGROUP.COM**