

**AC 2621G.C**

Catenaccio 2^a anta per porta
L = 650 mm

Second leaf flush bolt for doors
L = 650 mm

**AC 2632.C**

Cerniera registrabile a due ali
in acciaio zincato a saldare | Ø 16
Peso max anta 80 kg

*Adjustable weld-on hinge
in galvanised steel | Ø 16
Max leaf weight 80 kg*

**AC 2631.A**

Cerniera a due ali in acciaio
zincato a saldare | Ø 10
Peso max anta 40 kg

*Weld-on hinge in galvanised
steel | Ø 10
Max leaf weight 40 kg*

**AC 2648.xx**

Cerniera a tre ali da avvitare
su PR2463 (apertura interna)
su PR2462 (apertura esterna)
Peso max anta 100 kg

*Three-wing screw-on hinge
on PR2463 (inward opening)
on PR2462 (outward opening)
Max leaf weight 100 kg*

GZ acciaio zincato
galvanized steel
CZ acciaio corten
corten steel

**AC 2631.B**

Cerniera a due ali in acciaio
zincato a saldare | Ø 13
Peso max anta 70 kg

*Weld-on hinge in galvanised
steel | Ø 13
Max leaf weight 70 kg*

**AC 2649.xx.IDES**

Cerniera a due ali da avvitare
Sx su PR2463 (apertura interna)
Dx su PR2462 (apertura esterna)
Peso max anta 50 kg

*Two-wing screw-on hinge
LH on PR2463 (inward opening)
RH on PR2462 (outward opening)
Max leaf weight 50 kg*

IZ acciaio inox verniciabile | paintable stainless steel
CZ acciaio corten grezzo | untreated corten steel

**AC 2632.B**

Cerniera registrabile a due ali
in acciaio zincato a saldare | Ø 13
Peso max anta 70 kg

*Adjustable weld-on hinge
in galvanised steel | Ø 13
Max leaf weight 70 kg*

**AC 2649.xx.ISED**

Cerniera a due ali da avvitare
Dx su PR2463 (apertura interna)
Sx su PR2462 (apertura esterna)
Peso max anta 50 kg

*Two-wing screw-on hinge
RH on PR2463 (inward opening)
LH on PR2462 (outward opening)
Max leaf weight 50 kg*

IZ acciaio inox verniciabile | paintable stainless steel
CZ acciaio corten grezzo | untreated corten steel



DC acciaio decapato | *black steel*

AC 2653.xx

Kit fondini per profili
PR2462 - PR2463

*Fittings kit for profiles
PR2462 - PR2463*




DC acciaio decapato | *black steel*

AC 2654.xx

Kit fondini per profili
PR2462 - PR2474

*Fittings kit for profiles
PR2462 - PR2474*









AC 5023

Clips per fissaggio fermavetri

Clips for securing

**ACV 040**

Quadro maniglia

Handle spindle bar**ACV 942.xx**Coppia maniglie per porta
"VITRUVIO" medium
bocchetta quadrata
L | quadra | tronca*Double door handlesets
"VITRUVIO" medium
square escutcheon
L | square | cut*BR ottone grezzo verniciabile | *paintable untreated brass*
CZ acciaio corten grezzo | *untreated corten steel***ACV 902.xx**Coppia maniglie per porta
"VITRUVIO" medium
L | quadra | tronca*Double door handlesets
"VITRUVIO" medium
L | square | cut*BR ottone grezzo verniciabile | *paintable untreated brass*
CZ acciaio corten grezzo | *untreated corten steel***ACV 943.xx**Coppia maniglie per porta
"VITRUVIO" medium
bocchetta quadrata
L | tonda | tronca*Double door handlesets
"VITRUVIO" medium
square escutcheon
L | round | cut*BR ottone grezzo verniciabile | *paintable untreated brass*
CZ acciaio corten grezzo | *untreated corten steel***ACV 903.xx**Coppia maniglie per porta
"VITRUVIO" medium
L | tonda | tronca*Double door handlesets
"VITRUVIO" medium
L | round | cut*BR ottone grezzo verniciabile | *paintable untreated brass*
CZ acciaio corten grezzo | *untreated corten steel***ACV 944.xx**Coppia maniglie per porta
"VITRUVIO" medium
bocchetta quadrata
L | tonda | sfera*Double door handlesets
"VITRUVIO" medium
square escutcheon
L | round | sphere*BR ottone grezzo verniciabile | *paintable untreated brass***ACV 904.xx**Coppia maniglie per porta
"VITRUVIO" medium
L | tonda | sfera*Double door handlesets
"VITRUVIO" medium
L | round | sphere*BR ottone grezzo verniciabile | *paintable untreated brass***ACV 952.xx**Coppia maniglie per porta
"VITRUVIO" medium
bocchetta rettangolare
L | quadra | tronca*Double door handlesets
"VITRUVIO" medium
rectangular escutcheon
L | square | cut*BR ottone grezzo verniciabile | *paintable untreated brass*
CZ acciaio corten grezzo | *untreated corten steel*

**ACV 953.xx**

Coppia maniglie per porta
"VITRUVIO" medium
bocchetta rettangolare
L | tonda | tronca

*Double door handlesets
"VITRUVIO" medium
rectangular escutcheon
L | round | cut*

BR ottone grezzo verniciabile | *paintable untreated brass*
CZ acciaio corten grezzo | *untreated corten steel*

**ACV 954.xx**

Coppia maniglie per porta
"VITRUVIO" medium
bocchetta rettangolare
L | tonda | sfera

*Double door handlesets
"VITRUVIO" medium
rectangular escutcheon
L | round | sphere*

BR ottone grezzo verniciabile | *paintable untreated brass*

**ACV 964.xx**

Bocchetta copri cilindro a profilo
europeo

Euro cylinder escutcheon plate

BR ottone grezzo verniciabile | *paintable untreated brass*
CZ acciaio corten grezzo | *untreated corten steel*

METALFORM

MASTERS OF METAL

UNITED KINGDOM

METALFORM

NORWAYMETAL LTD

53 Chelsea Manor Street

London, SW3 5RZ

SALES@METALFORM.UK

+44 20 81298814

GERMANY

METALFORM GMBH

Carl-Zeiss-Ring 15A

85737 Ismaning

SALES@METALFORMGROUP.DE

+49 17663630406

NORWAY

METALFORM AS

Brochmannsveien 2

1950 Rømskog

SALG@METALFORM.NO

+47 401 62 446

METALFORMGROUP

SALES@METALFORMGROUP.COM